



Your Council Tax explained

And how Sefton Council spends its budget on services that benefit the communities it serves



Q How much more will council services cost me each week in 2022/23?

A The weekly increase of **2.99%** for a Band C property would be...

£0.88
extra a week

2021/2022	Band C property was	£29.31	a week
2022/2023	Band C property will be	£30.19	a week
	Increase	£0.88	a week



Your Council Tax for 2022/2023

Your total Council Tax for 2022/2023 supports your Council services, police, fire and the Liverpool City Region Metro Mayor.

The Band C charges for 2022/2023 are:

Sefton Council
Services
(including Transport and
Waste Disposal/ Recycling
provided by other bodies)

Police Element

Fire and Rescue
Authority Element

LCR Metro Mayor

Total Council Tax
Charge


£1569.58

£ 210.64

£ 74.32

£ 16.89

£ 1,871.43





Where does every £100 of your Council Tax go?



Adult Social
Care
£36.42



Safeguarding
Children
£17.28




Children, young
people and families
£8.82



Cleaning
your streets
£1.50



Emptying
your bins
£2.57



Getting rid of
your rubbish
£5.68



Keeping your
roads safe
£3.32



Protecting your
health and wellbeing
£7.78



Skills and Jobs
£0.86



Living, working and
having fun
£15.78





Council budget and your Council Tax explained



Dear Sefton resident,

I would like to thank you for continuing to follow the Covid-19 rules and guidance that apply to all of us. I would also like to extend my sincere condolences to you and your family if you have lost any loved ones during the pandemic.

Since 2010, before Coronavirus, Sefton Council had to deal with over 51% cut in funding for the Borough from the Government. And sadly, I am writing to you at the end of another year when the Government has failed to recognise just how hard our Borough has been hit by over a decade of those cuts and the COVID pandemic.

Instead of providing the funding we need to deliver services for local people and businesses and ensure a brighter future for all, the Government is, once again, forcing us to increase Council Tax to pay for vital services instead.

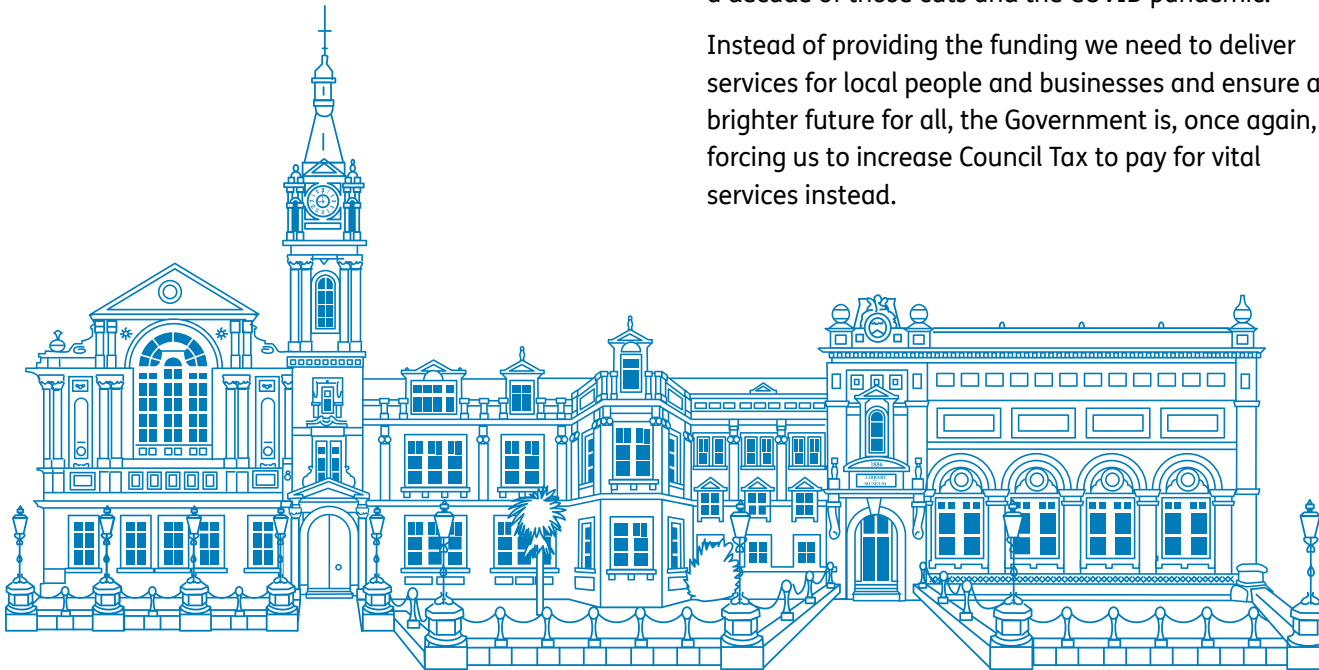
I am glad to see Ministers have come up with a Rebate scheme for some households. But the reason this Rebate is needed is the Government's own mis-management and lack of vision.

If we are going to be able to build back better from the damage done by this Government's policy of austerity and the impact of the pandemic, then we need sustainable, three-year financial settlements that would enable us to plan strategically and support our frontline services.

Finally, I want to thank our incredibly hardworking staff and partners who have and continue to deliver services that keep us all safe and well during incredibly difficult times. They deserve more than claps and badges from this Government.

Ian Maher

Leader of Sefton Council





What do you get for your money? – Here's what we expect to spend in 2022/23



**Adult
Social Care**
£102m



**Safeguarding
Children**
£48.4m



**Children, young
people and families**
£24.7m



**Sport and Leisure
Centres**
£1.5m



**Cleaning
your streets**
£4.2m



**Emptying
your bins**
£7.2m



**Getting rid of
your rubbish**
£15.9m



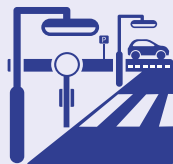
Libraries
£1.3m



**Neighbourhood
management**
£2m



**The Atkinson
and Tourism**
£2m



**Keeping your
roads safe**
£9.3m

**Buses, trains and ferries -
helping you get around**



£19.1m



**Protecting
your Health &
Wellbeing**
£21.8m



Skills & Jobs
£2.4m



**Coast, Parks
& Open Spaces**
£4.4m

Planning, Building Control and Housing



£5.2m



**Other Council
Services**
£8.7m




Children's social care is being pushed to the limit. The number of children in our care has increased by over 14% since 2019/20

693
(2019/20)



787
(2021/22)





Key Council Facts:

275,899 
residents

This includes:

0-17 year olds **54,098** (19.6%).
National average England is 21.4%)

18-64 year olds **156,338** (56.7%)
National average England is 60.1%)

65 years and above **65,463** (23.7%)
The national average in England is 18.5%

5,800 

**Long-term
service users**

607 

**miles of
roads**

18 

**Nature reserves and
sites of scientific
interest**

1,341

**Children are
safeguarded**

8 

Leisure Centres

6 

Libraries

129,206 is the total number of properties in
Council Tax bands A-H

30,790 Total number of properties in band C

8,100 Businesses make their home across
the borough

4,839

**Children
with special
educational needs
and disabilities**

22 

**Miles of glorious
coast**

26 Main
parks

140 
**Other parks and
green spaces**