


# Early Years Sufficiency Strategy Assessment 2023





**Contents**

Executive Summary..... 3

Overall Childcare Sufficiency Assessment and Summary..... 4

Introduction..... 5

What Is Childcare? ..... 7

The Cost Of Childcare ..... 8

What Is Sufficient Childcare?..... 15

Childcare Sufficiency in Sefton ..... 16

Demand for Childcare..... 23

Children with SEND ..... 33

Potential Risks To Sufficiency in Sefton:..... 39

Local Development..... 42

Funded Early Education ..... 45

Quality of Childcare ..... 46

Our Plans and Actions for 2023 - 2024 ..... 51

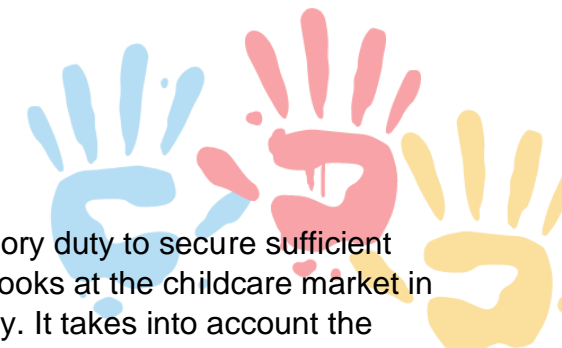
    To ensure that there are Sufficient Childcare Places..... 51

    To ensure that Childcare provided is good quality..... 53

    To ensure that Childcare funding is accurate and timely ..... 54

    To ensure that parents are accessing childcare ..... 55

Methodology..... 57



## Executive Summary

This annual Childcare Sufficiency Assessment (CSA) has been produced to aid the local authority in its statutory duty to secure sufficient childcare for working parents or for them to take up training opportunities that lead to work. The assessment looks at the childcare market in Sefton in 2023, estimating demand using a variety of indicators and assumptions and comparing this to supply. It takes into account the challenges that have been reported by the sector around financial sustainability due to a number of factors but including the aftereffects of the COVID 19 pandemic, the cost-of-living crisis and the shortfall in funding for funded 2-year-olds and 3 and 4 year olds.

This Childcare Sufficiency Assessment will be of interest to parents, providing them with an overview of the childcare which is offered across the city and in their locality. Existing and potential childcare providers will also find the information provided in the assessment useful when considering a change to their delivery models or expanding their provision or looking to develop in new areas of the county and should be used alongside their own market research to assess demand in particular areas and points in time. The childcare market is particularly dynamic, with many factors affecting demand and supply, particularly parental choice. Therefore, the findings of this report are indicative only and further detailed analysis of local areas should be undertaken by childcare providers to fully understand the local market. This report will also be shared with Elected Members.

### The main findings of this report are:

- There has been 1 closure of Private Voluntary Independent provision since the last sufficiency report.
- Despite a small incline this year, Birth rates generally have declined over the past few years and some providers are starting to see the impact of reducing cohort numbers on the take up of places at their settings.
- Parents who responded to the childcare surveys are generally happy with the quality of childcare that they receive.
- There are currently sufficient childcare places for 0–4-year-olds across Sefton, including free early education entitlement (FEEE) places for two, three and four year olds, albeit some may not be at the setting parents or carers would prefer. However, there are wards of particular concern detailed later in the report.
- There are no sufficiency issues related to quality of childcare provision.
- Providers have raised serious concerns about the ongoing challenges with staff recruitment in the sector with 49.09% of PVI Early Years settings not operating at full registered capacity, citing the recruitment and retention of staff as the reason. In some cases, this can also be a barrier to Inclusion for children with SEND.

## Giving Children the Best Start in Life

- Parents expressed that childcare, particularly for Early Years children and in school holidays, is 'fairly difficult' or 'very difficult' to afford. The ongoing impact of the COVID 19 pandemic along with the cost-of-living crisis leading to increases on utility rates, rent and consumables have led to financial difficulties within the sector. Many providers have increased their costs for private childcare places which has in some cases impacted on parents taking places.
- On 15/03/23 the Chancellor of the Exchequer announced extended childcare offers for working parents of children from 9 months old. This includes:
  - 15 hours childcare for all 2-year-olds for most parents working at least 16 hours starting April 2024.
  - 15 hours funded childcare for children from 9 months from September 2024 (for working parents)
  - 30 hours for eligible working parents for children under school age from September 2025.
  - Schools to offer provision before and after school from April 2026

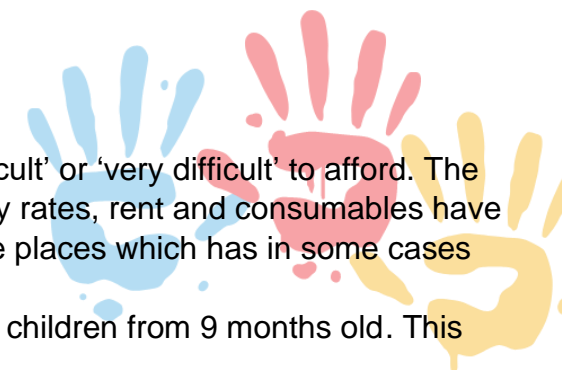
At the time of this Sufficiency Assessment, the details of funding rates have not been publicised. This has led to further uncertainty from childcare providers about long-term financial viability.

- Our surveys reflect some changes in demand particularly regarding wrap-around provision. Changes to parents and carers work patterns and employment circumstances are cited as potential reasons.
- There has generally been an increase in demand for provision across all providers for children with Special Educational Needs and Disabilities across all provision types.
- There has been an increase in demand for provision across all providers for children who could be identified as vulnerable.
- Sefton's take up of 2-year funded childcare and 3–4-year-old funded places is above the national average.

## Overall Childcare Sufficiency Assessment and Summary

Sefton Council is required by law to "report annually to elected members on how they are meeting their duty to secure sufficient childcare and make this report available and accessible to parents." We have published this latest assessment dated June 2023, to meet this duty.

In this report, we have assessed sufficiency using data about the need for childcare and the amount of childcare available. We have used the following information to make our assessment:



## Giving Children the Best Start in Life

Online surveys for:

- Parents and carers about their childcare needs and experiences.
- Private, Voluntary, and Independent Early years providers
- Maintained and school nurseries.
- Out of school provision (private and school run)

Other sources of data including:

- Census information
- Individual Ward data
- Housing data including the Mover's survey and Population change data.
- We use this information about childcare sufficiency to plan our work supporting the local childcare economy.

## Introduction

The Childcare Act, 2006 placed a statutory duty upon local authorities to play a strategic role in facilitating the childcare market. Section 11 of the act places the responsibility on authorities to undertake a childcare sufficiency assessment every three years. This assessment is then annually updated to show any changes that occur during the intervening years and any progress that is being made. Childcare sufficiency assessments give local authorities the chance to work with local partners, including the Private, Voluntary and Independent sector to fill gaps in the market and shape childcare and services in the area. The aim is to provide the best possible childcare market for local families by ensuring sufficient, sustainable and flexible childcare that is responsive to parents/ carers' needs.

The 2006 Act gave local authorities a duty to secure, so far as is reasonably practicable, that the provision of childcare is sufficient to meet the requirements of parents/ carers in their area to enable them to work or undertake education or training leading to work.

Reliable and affordable childcare is essential to families with children who need care whilst their parents are working. This is often a mixture of formal and informal care with parents juggling between work and ensuring the care their child receives is affordable and appropriate for their individual needs. It is recognised that for many families living in areas of deprivation that work is a route out of poverty and raises self-esteem which in turn reduces the occurrence of mental health and other social problems. Research shows evidence that good quality pre-school



## Giving Children the Best Start in Life

childcare gives children a flying start and leads to better progress as they move through school. It also enables older children to participate in a range of activities that promotes their personal development in a safe, stimulating environment.



### What is a Childcare Sufficiency Assessment?

The Childcare Act 2006 placed a duty on all local authorities in England to carry out an assessment of the sufficiency of childcare within their area.

A Childcare Sufficiency Assessment is a comprehensive measure of the nature and extent of the need for, and the supply of childcare within a local area, paying particular attention to the following areas:

**Choice and flexibility:** parents have choice about balancing work and family life.

**Availability:** affordable, flexible, high-quality childcare available to all families who need it to enable them to work.

**Quality:** a highly skilled workforce

**Affordability:** Families able to afford childcare that is appropriate to their needs.

By analysing the supply of childcare available, and comparing it with information about demand from parents, potential gaps in childcare provision can be identified.

The information will give Sefton Council the evidence and information it needs to facilitate and shape a market that contains sufficient, flexible, affordable, sustainable childcare and is responsive to parents' needs.

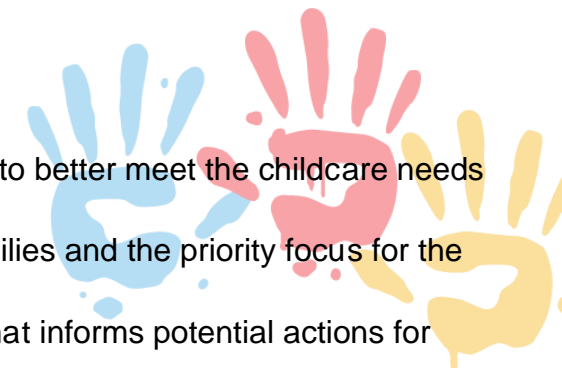
The Childcare Sufficiency Assessment is therefore a key document in evaluating current formal childcare provision in the borough and anticipating future needs.

This assessment provides a summary of childcare provision in Sefton with the aim to support:

- Parents to gain a further understanding of the types of childcare on offer in Sefton and help to inform decisions about childcare options for their family.

## Giving Children the Best Start in Life

- Childcare providers to understand the local childcare market and to help them make informed choices to better meet the childcare needs of families in Sefton.
- Councillors and Executive Members, providing clarity on childcare services available for their local families and the priority focus for the coming year.
- Sefton Borough Council officers providing a structured picture of the current childcare offer in Sefton that informs potential actions for market management.



## What Is Childcare?

Childcare is defined under Section 18 of the Childcare Act 2006, as any form of care for a child. This includes education and any other supervised activity for a young child, apart from a school during school hours for a registered pupil who is not a young child.

Section 19 states that the definition of a young child is “from birth to immediately before 1st September following the date the child is five”. Childcare does not include care provided by a parent or stepparent of the child (or a person with parental responsibility), a foster carer or a relative of the child.

### Free Early Education Entitlement (FEEE)

All three- and four-year-olds and eligible two-year-olds are entitled to 570 hours free early education a year, delivered as a minimum as 15 hours a week over 38 weeks (school term time) but can be taken as a stretched offer with fewer hours a week over more weeks in a year. Since September 2017 eligible three- and four-year-olds have been entitled to an additional 570 hours free childcare, taking the entitlement for some children to 1,140 hours a year. Parents of children accessing a FEEE place can pay for additional hours to meet their childcare needs. This offer is widely available within the sector.

### Two-year-old free early education entitlement

Some two-year-old children are eligible for FEEE; eligibility for funding is based on the national criteria. In Sefton all eligible two-year-olds can access a free early education place from the term after their second birthday. Each eligible child is entitled to up to 570 hours per year of free early education from the term after their second birthday for a maximum of three terms.

### Three- and four-year-old free early education entitlement (FEEE)

## Giving Children the Best Start in Life

### 15 hours free childcare

All three- and four-year-old children in England are eligible for 570 hours of free childcare per year from the term after their third birthday. This is usually taken as 15 hours a week for 38 weeks of the year and is known as the "universal entitlement". This entitlement continues until the child starts reception in a maintained school.


### 30 hours free childcare

Since September 2017, the Government extended the free childcare entitlement for working parents of three- and four-year-olds to 30 hours per week for 38 weeks of the year (1,140 hours per year). This is known as the "additional entitlement".

## The Cost Of Childcare


This table provides the average charges per provider type for different service in each ward. The types of providers cannot always be compared however, as childcare as providers use different models of delivery offering flexibility of service which is variable across the sector. There may be variations on price based on the number of hours a family uses, with reductions for longer hours or reductions for family groups, some providers charge more for younger children as the staff to child ratio is higher and therefore more expensive. Providers decide their own charges. Most providers have increased their increased their prices since the last assessment.

*Table 1; Average cost (£) per setting type and ward. Source: consultation data collated in April and May 2023*





## Giving Children the Best Start in Life



| Ward                  | PVI All year |              |             | PVI term time only |              |             | Nursery provision (maintained/school) |              |             | Childminders |              |             | BF club     | After school |             | Holiday club |              |    |
|-----------------------|--------------|--------------|-------------|--------------------|--------------|-------------|---------------------------------------|--------------|-------------|--------------|--------------|-------------|-------------|--------------|-------------|--------------|--------------|----|
|                       | Day          | ½            | hr          | Day                | ½            | hr          | Day                                   | ½            | hr          | Day          | ½            | hr          | Per session | Session      | hr          | Day          | ½            | hr |
| Ainsdale              | 57.50        | 32.35        |             |                    |              |             | 35                                    | 15           | 5           |              |              | 4.45        |             | 10.70        |             |              |              |    |
| Birkdale              | 55           | 35           | 7.50        | 45.50              | 21           | 7           | 30                                    | 16           |             | 49           | 32           | 6           | 4.28        | 8.35         |             | 24.50        |              |    |
| Blundellsands         | 64.20        | 40.10        | 6.88        | 46                 | 23           |             |                                       | 18           |             |              |              | 4.75        | 5           | 11.67        |             | 25           |              |    |
| Cambridge             |              |              |             |                    |              |             |                                       |              |             |              |              |             |             |              |             | 34           | 22           |    |
| Church                | 51.25        | 30.13        | 6.13        |                    |              |             | 5                                     |              |             |              |              | 4.25        | 7           | 12.35        |             |              |              |    |
| Derby                 | 51.38        | 31.63        | 6.50        |                    |              |             | 33                                    | 14.25        | 5.50        | 42           | 25           | 5           | 3           | 5            |             |              |              |    |
| Dukes                 | 56.87        | 29.18        | 5.31        | 30                 | 15           | 5.50        |                                       |              |             | 59           | 29.50        | 5.9         |             | 0            |             |              |              |    |
| Ford                  | 50.7         | 32.25        | 5.60        |                    |              |             |                                       |              |             | 48           | 30           | 5           | 1.83        | 7.38         | 11          |              |              |    |
| Harrington            | 62           | 34           |             | 36                 | 18           |             |                                       |              | 4.15        | 45           |              |             |             | 0            |             |              |              |    |
| Kew                   | 52           | 29.50        | 7.50        |                    |              |             |                                       |              |             |              |              |             | 4           | 9            |             | 25           | 12.50        |    |
| Linacre               | 49.50        | 29.50        | 7.50        |                    |              |             | 25                                    | 12.50        |             |              |              |             | 2.5         | 5            |             |              |              |    |
| Litherland            | 55           | 36           |             |                    |              |             | 24                                    | 13.50        |             | 39.17        | 20           |             | 2.5         | 0            |             |              |              |    |
| Manor                 |              |              |             | 52.75              | 28           |             | 30                                    | 15           |             |              |              |             | 6.5         | 14           |             |              |              |    |
| Meols                 |              |              |             |                    |              | 5.25        | 33.45                                 | 15.48        | 5.16        |              |              | 5           | 3.83        | 6.26         | 5           | 24.50        |              |    |
| Molyneux              | 53           | 36.25        |             |                    |              |             |                                       |              | 4.48        | 43.33        | 23           | 6           | 3           | 4.50         |             |              |              |    |
| Netheton and Orrell   | 53           | 31           |             |                    |              |             | 30                                    | 15           |             | 41           | 24.50        | 5.20        | 2           | 10.70        |             |              |              |    |
| Norwood               | 55.23        | 30.67        | 7.50        |                    |              |             | 28                                    | 14           | 4           | 40.50        | 20.25        | 4.50        | 4           | 6.50         |             |              |              |    |
| Park                  |              |              | 5.25        |                    |              |             |                                       | 15           |             | 44           | 25           | 4.75        | 3.90        | 10.70        |             |              |              |    |
| Ravenmeols            | 60           | 40           |             |                    |              |             | 37.5                                  | 16.25        |             | 45.25        | 28.75        | 4.75        | 3           | 8            |             |              |              |    |
| St Oswalds            | 49.5         | 31.08        | 6           | 37                 | 16           |             | 30                                    | 13.50        | 3.84        | 53           | 27.5         | 6           | 3           | 10.70        |             | 24.50        |              |    |
| Sudell                | 50           | 26           |             |                    |              |             | 36                                    | 19.25        |             | 40           |              |             | 3.06        | 7.25         | 3.50        |              |              |    |
| Victoria              | 56.93        | 32.8         |             |                    |              |             |                                       |              |             |              |              | 5           | 5.13        | 10           |             |              |              |    |
| <b>Sefton Average</b> | <b>54.61</b> | <b>32.64</b> | <b>6.52</b> | <b>41.21</b>       | <b>20.17</b> | <b>5.92</b> | <b>29.00</b>                          | <b>15.20</b> | <b>4.59</b> | <b>45.33</b> | <b>25.95</b> | <b>5.10</b> | <b>3.75</b> | <b>7.53</b>  | <b>6.50</b> | <b>26.25</b> | <b>17.25</b> |    |

## Giving Children the Best Start in Life

### Charges for additional hours and consumables:

Parents and carers must be able to access their childcare entitlement for free, they may wish to purchase additional hours of childcare privately. Settings are, however, able to offer additional services such as providing lunch, nappies, and wipes at a cost. This must be itemised on invoices and the option for parents to provide their own lunch, snacks and other consumables must be offered.

69.09% of PVI settings ask for voluntary contributions towards consumable costs, charges vary as detailed in the table below:

*Table 2a Additional charges for consumables charged by PVI settings.*

*Source: Early Years Private Voluntary and Independent Setting Survey 2023*

| Option                   | Total | Percent |
|--------------------------|-------|---------|
| Less than £1 per session | 1     | 1.82%   |
| £1-£2                    | 5     | 9.09%   |
| £2-£3                    | 6     | 10.91%  |
| £3-£4                    | 2     | 3.64%   |
| £4-£5                    | 8     | 14.55%  |
| More than £5             | 15    | 27.27%  |
| Not applicable           | 12    | 21.82%  |
| Not Answered             | 6     | 10.91%  |



## Giving Children the Best Start in Life

28.12% of childminders ask for voluntary contributions towards consumable costs, charges vary as detailed in the table below:

*Table 2b Additional charges for consumables charges by childminders.*

*Source: Childminder survey 2023*



| Option                   | Total | Percent |
|--------------------------|-------|---------|
| Less than £1 per session | 0     | 0.00%   |
| £1-£2                    | 2     | 6.25%   |
| £2-£3                    | 1     | 3.12%   |
| £3-£4                    | 1     | 3.12%   |
| £4-£5                    | 1     | 3.12%   |
| More than £5             | 2     | 6.25%   |
| Not applicable           | 17    | 53.12%  |
| Not Answered             | 8     | 25.00%  |

## Giving Children the Best Start in Life



77,78 % of maintained/school nurseries ask for additional voluntary contributions as detailed below:

*Table 2c Additional charges for consumables from maintained/school nursery settings:*

*Source: Sufficiency survey-maintained settings.*

| Option                   | Total | Percent |
|--------------------------|-------|---------|
| Less than £1 per session | 26    | 57.78%  |
| £1-£2                    | 4     | 8.89%   |
| £2-£3                    | 1     | 2.22%   |
| £3-£4                    | 1     | 2.22%   |
| £4-£5                    | 1     | 2.22%   |
| More than £5             | 1     | 2.22%   |
| Not applicable           | 7     | 15.56%  |
| Not Answered             | 4     | 8.89%   |

### Parental Feedback on the Cost of Childcare:

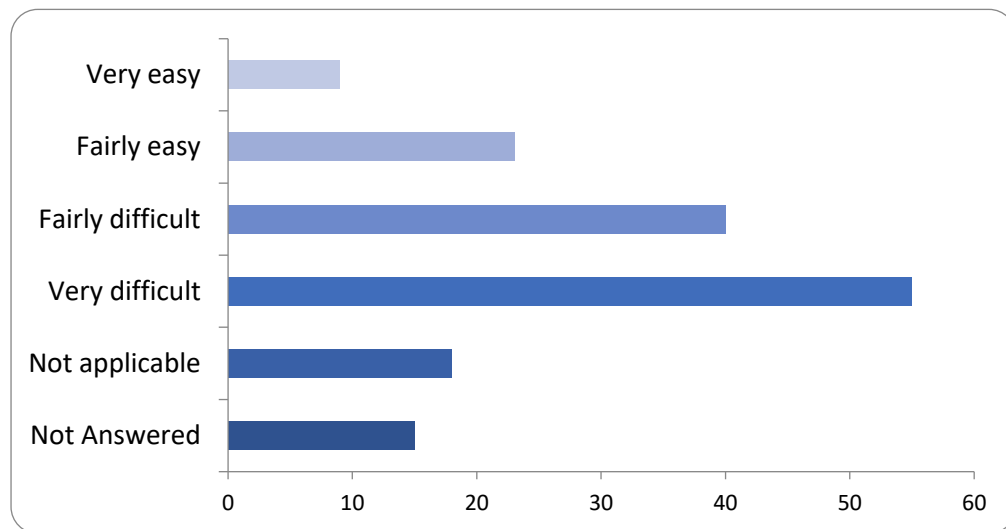
The table below represents the feedback from parents from the parent and carer survey who were asked 'How easy is it to afford the EARLY YEARS childcare you want?'

59.38% of respondents answered that affordability was either difficult or very difficult compared to 19.99% who indicated that it was *fairly easy* or *very easy*.

*Graph 1a How easy is it to find Early Years childcare?*

*Source: Sefton Childcare and Early Years Survey for Parents and carers 2023*

## Giving Children the Best Start in Life



The Parent and Carers survey indicates that:

23.76% choosing difficult or very difficult to afford breakfast club provision compared to 30% who indicated that it is easy or very easy.

35.63% indicated that Afterschool club is very difficult or difficult to afford compared to 21.87% who said it was fairly or very easy.

44.37% Parents and Carers indicated that Holiday club provision is very difficult or difficult to afford compared to 11.24% who said it was fairly or very easy.

## Giving Children the Best Start in Life



| <p><b>Affordability of Breakfast club provision for school aged children</b><br/> <i>Graph 1b How easy is it to afford Breakfast club childcare?</i><br/>                 Source: Sefton Childcare and Early Years Survey for Parents and carers 2023</p>  | <p><b>Affordability of Afterschool provision for School aged children</b><br/> <i>Graph 1c How easy is it to afford After school childcare?</i><br/>                 Source: Sefton Childcare and Early Years Survey for Parents and carers 2023</p> | <p><b>Affordability of holiday club provision for school aged children.</b><br/> <i>Graph 1d How easy is it to afford holiday childcare?</i><br/>                 Source: Sefton Childcare and Early Years Survey for Parents and carers 2023</p> |           |    |             |    |                  |    |                |    |                |    |              |    |   |          |            |           |   |             |    |                  |    |                |    |                |    |              |    |   |          |            |           |   |             |    |                  |    |                |    |                |    |              |    |
|--|--|---|-----------|----|-------------|----|------------------|----|----------------|----|----------------|----|--------------|----|---|----------|------------|-----------|---|-------------|----|------------------|----|----------------|----|----------------|----|--------------|----|---|----------|------------|-----------|---|-------------|----|------------------|----|----------------|----|----------------|----|--------------|----|
| <table border="1"> <thead> <tr> <th>Response</th> <th>Percentage</th> </tr> </thead> <tbody> <tr> <td>Very easy</td> <td>15</td> </tr> <tr> <td>Fairly easy</td> <td>33</td> </tr> <tr> <td>Fairly difficult</td> <td>19</td> </tr> <tr> <td>Very difficult</td> <td>19</td> </tr> <tr> <td>Not applicable</td> <td>36</td> </tr> <tr> <td>Not Answered</td> <td>38</td> </tr> </tbody> </table> | Response   | Percentage  | Very easy | 15 | Fairly easy | 33 | Fairly difficult | 19 | Very difficult | 19 | Not applicable | 36 | Not Answered | 38 | <table border="1"> <thead> <tr> <th>Response</th> <th>Percentage</th> </tr> </thead> <tbody> <tr> <td>Very easy</td> <td>6</td> </tr> <tr> <td>Fairly easy</td> <td>29</td> </tr> <tr> <td>Fairly difficult</td> <td>27</td> </tr> <tr> <td>Very difficult</td> <td>30</td> </tr> <tr> <td>Not applicable</td> <td>32</td> </tr> <tr> <td>Not Answered</td> <td>36</td> </tr> </tbody> </table> | Response | Percentage | Very easy | 6 | Fairly easy | 29 | Fairly difficult | 27 | Very difficult | 30 | Not applicable | 32 | Not Answered | 36 | <table border="1"> <thead> <tr> <th>Response</th> <th>Percentage</th> </tr> </thead> <tbody> <tr> <td>Very easy</td> <td>4</td> </tr> <tr> <td>Fairly easy</td> <td>12</td> </tr> <tr> <td>Fairly difficult</td> <td>25</td> </tr> <tr> <td>Very difficult</td> <td>44</td> </tr> <tr> <td>Not applicable</td> <td>34</td> </tr> <tr> <td>Not Answered</td> <td>35</td> </tr> </tbody> </table> | Response | Percentage | Very easy | 4 | Fairly easy | 12 | Fairly difficult | 25 | Very difficult | 44 | Not applicable | 34 | Not Answered | 35 |
| Response   | Percentage   |   |           |    |             |    |                  |    |                |    |                |    |              |    |   |          |            |           |   |             |    |                  |    |                |    |                |    |              |    |   |          |            |           |   |             |    |                  |    |                |    |                |    |              |    |
| Very easy  | 15   |   |           |    |             |    |                  |    |                |    |                |    |              |    |   |          |            |           |   |             |    |                  |    |                |    |                |    |              |    |   |          |            |           |   |             |    |                  |    |                |    |                |    |              |    |
| Fairly easy  | 33   |   |           |    |             |    |                  |    |                |    |                |    |              |    |   |          |            |           |   |             |    |                  |    |                |    |                |    |              |    |   |          |            |           |   |             |    |                  |    |                |    |                |    |              |    |
| Fairly difficult   | 19   |   |           |    |             |    |                  |    |                |    |                |    |              |    |   |          |            |           |   |             |    |                  |    |                |    |                |    |              |    |   |          |            |           |   |             |    |                  |    |                |    |                |    |              |    |
| Very difficult   | 19   |   |           |    |             |    |                  |    |                |    |                |    |              |    |   |          |            |           |   |             |    |                  |    |                |    |                |    |              |    |   |          |            |           |   |             |    |                  |    |                |    |                |    |              |    |
| Not applicable   | 36   |   |           |    |             |    |                  |    |                |    |                |    |              |    |   |          |            |           |   |             |    |                  |    |                |    |                |    |              |    |   |          |            |           |   |             |    |                  |    |                |    |                |    |              |    |
| Not Answered   | 38   |   |           |    |             |    |                  |    |                |    |                |    |              |    |   |          |            |           |   |             |    |                  |    |                |    |                |    |              |    |   |          |            |           |   |             |    |                  |    |                |    |                |    |              |    |
| Response   | Percentage   |   |           |    |             |    |                  |    |                |    |                |    |              |    |   |          |            |           |   |             |    |                  |    |                |    |                |    |              |    |   |          |            |           |   |             |    |                  |    |                |    |                |    |              |    |
| Very easy  | 6  |   |           |    |             |    |                  |    |                |    |                |    |              |    |   |          |            |           |   |             |    |                  |    |                |    |                |    |              |    |   |          |            |           |   |             |    |                  |    |                |    |                |    |              |    |
| Fairly easy  | 29   |   |           |    |             |    |                  |    |                |    |                |    |              |    |   |          |            |           |   |             |    |                  |    |                |    |                |    |              |    |   |          |            |           |   |             |    |                  |    |                |    |                |    |              |    |
| Fairly difficult   | 27   |   |           |    |             |    |                  |    |                |    |                |    |              |    |   |          |            |           |   |             |    |                  |    |                |    |                |    |              |    |   |          |            |           |   |             |    |                  |    |                |    |                |    |              |    |
| Very difficult   | 30   |   |           |    |             |    |                  |    |                |    |                |    |              |    |   |          |            |           |   |             |    |                  |    |                |    |                |    |              |    |   |          |            |           |   |             |    |                  |    |                |    |                |    |              |    |
| Not applicable   | 32   |   |           |    |             |    |                  |    |                |    |                |    |              |    |   |          |            |           |   |             |    |                  |    |                |    |                |    |              |    |   |          |            |           |   |             |    |                  |    |                |    |                |    |              |    |
| Not Answered   | 36   |   |           |    |             |    |                  |    |                |    |                |    |              |    |   |          |            |           |   |             |    |                  |    |                |    |                |    |              |    |   |          |            |           |   |             |    |                  |    |                |    |                |    |              |    |
| Response   | Percentage   |   |           |    |             |    |                  |    |                |    |                |    |              |    |   |          |            |           |   |             |    |                  |    |                |    |                |    |              |    |   |          |            |           |   |             |    |                  |    |                |    |                |    |              |    |
| Very easy  | 4  |   |           |    |             |    |                  |    |                |    |                |    |              |    |   |          |            |           |   |             |    |                  |    |                |    |                |    |              |    |   |          |            |           |   |             |    |                  |    |                |    |                |    |              |    |
| Fairly easy  | 12   |   |           |    |             |    |                  |    |                |    |                |    |              |    |   |          |            |           |   |             |    |                  |    |                |    |                |    |              |    |   |          |            |           |   |             |    |                  |    |                |    |                |    |              |    |
| Fairly difficult   | 25   |   |           |    |             |    |                  |    |                |    |                |    |              |    |   |          |            |           |   |             |    |                  |    |                |    |                |    |              |    |   |          |            |           |   |             |    |                  |    |                |    |                |    |              |    |
| Very difficult   | 44   |   |           |    |             |    |                  |    |                |    |                |    |              |    |   |          |            |           |   |             |    |                  |    |                |    |                |    |              |    |   |          |            |           |   |             |    |                  |    |                |    |                |    |              |    |
| Not applicable   | 34   |   |           |    |             |    |                  |    |                |    |                |    |              |    |   |          |            |           |   |             |    |                  |    |                |    |                |    |              |    |   |          |            |           |   |             |    |                  |    |                |    |                |    |              |    |
| Not Answered   | 35   |   |           |    |             |    |                  |    |                |    |                |    |              |    |   |          |            |           |   |             |    |                  |    |                |    |                |    |              |    |   |          |            |           |   |             |    |                  |    |                |    |                |    |              |    |

## What Is Sufficient Childcare?

The government's definition of sufficient childcare is "sufficient to meet the requirements of parents who require childcare in order to enable them:

- To take up, or remain in work.
- To undertake education or training which could reasonably be expected to assist them to obtain work.

Local authorities should regard childcare as any provision that is regular and reliable and provides children a safe place to be. It would not include, for example, before or after-school activity that was unsupervised or that was provided as a one-off activity.

Local Authorities have a further duty to secure sufficient free places for eligible families with two, three and four-year-olds.

There are many beneficial reasons why parents may require childcare and Local Authorities must ensure that their activities in relation to the statutory sufficiency duty, complement and reinforce other duties they have in relation to childcare. Supporting parents who are in work or training by ensuring sufficient childcare also complements numerous other priorities, such as reducing child poverty, improving economic well-being and narrowing the child attainment gap between disadvantaged children and their more affluent peers.

Since the 1998 National Childcare Strategy, successive governments have placed real emphasis and significant funding toward increasing the supply of quality and affordable childcare. The 2016 Childcare Act introduced the latest example of this priority area, which included an extension of the free early years entitlement for three and four year olds to 30 hours per week for working families from September 2017. The government now spends £6 billion per year to support childcare and childcare costs.





The Children and Young People's Plan is our strategic plan which intends to maximize the health and wellbeing of all our children and young people living in Sefton. The childcare sector in Sefton is instrumental in supporting the delivery of the ambitions, outcomes and priorities for the council as set out in the Children and Young People's Plan.

Sufficient and affordable childcare is fundamental to ensuring that parents can work, with the sector also providing employment opportunities directly within the city's registered childcare settings.

Early learning opportunities provided in childcare settings support all children to be ready for learning, with developed language and communication skills – the key to ensuring they attend, attain and achieve and go on to engage in employment and make a positive contribution to the economy in Sefton. Actions identified in the Childcare Sufficiency Assessment are intended to support the priorities in the Children and Young People's Plan and the ambition - My Sefton: happy, healthy, achieving, heard.

## Childcare Sufficiency in Sefton

### Places and Supply

Across Sefton:

Our Data indicates that the availability of places across Sefton indicate that generally Sefton is sufficient, however places are not equal across the Wards and there are some areas where there are concerns in some wards about the availability to meet the demand, particular with anticipated demand with the introduction of extended funded childcare entitlements for children from 9 months.

Known vacancies across individual wards per age group:





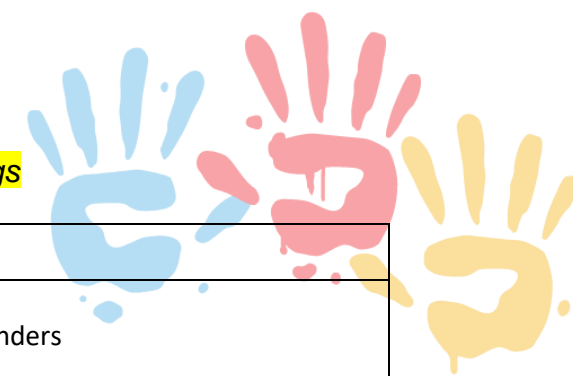
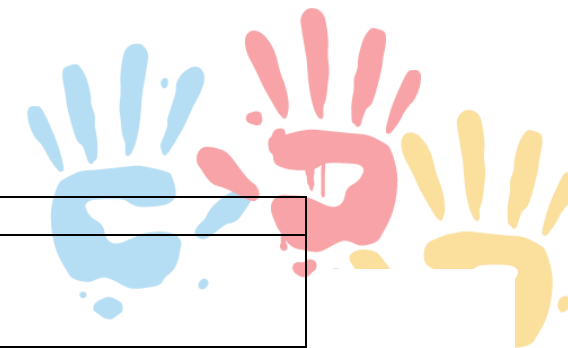


Table 3a-Known vacancies for under 1-year olds per Ward. Source: 2023 sufficiency questionnaire for settings

| Up to 1 year old    |                 |                       |              |
|---------------------|-----------------|-----------------------|--------------|
| Ward                | PVI<br>All year | PVI<br>term time only | Childminders |
| Ainsdale            | 26              | 0                     | 0            |
| Birkdale            | 1               | 0                     | 0            |
| Blundellsands       | 7               | 0                     | 0            |
| Cambridge           | No known spaces |                       |              |
| Church              | 10              | 0                     | 0            |
| Derby               | 72              | 0                     | 0            |
| Dukes               | 28              | 0                     | 0            |
| Ford                | 18              | 0                     | 5            |
| Harrington          | 17              | 0                     | 0            |
| Kew                 | 45              | 0                     | 0            |
| Linacre             | 2               | 0                     | 0            |
| Litherland          | 0               | 0                     | 0            |
| Manor               | 0               | 0                     | 0            |
| Meols               | 0               | 0                     | 0            |
| Molyneux            | 6               | 0                     | 0            |
| Netheton and Orrell | 1               | 0                     | 2            |
| Norwood             | 5               | 0                     | 0            |
| Park                | 9               | 0                     | 0            |
| Ravenmeols          | 0               | 0                     | 0            |
| St Oswalds          | 58              | 0                     | 0            |
| Sudell              | 0               | 0                     | 0            |
| Victoria            | 25              | 0                     | 1            |
| <b>Sefton Total</b> | <b>330</b>      | <b>0</b>              | <b>8</b>     |



**Table 3b Known vacancies for 1 year olds per Ward. Source: 2023 Sufficiency questionnaire for settings**

| 1 year olds         |                 |                    |              |
|---------------------|-----------------|--------------------|--------------|
| Ward                | PVI All year    | PVI term time only | Childminders |
| Ainsdale            | 27              | 0                  | 0            |
| Birkdale            | 0               | 0                  | 0            |
| Blundellsands       | 18              | 0                  | 0            |
| Cambridge           | No known spaces |                    |              |
| Church              | 6               | 0                  | 0            |
| Derby               | 76              | 0                  | 0            |
| Dukes               | 33              | 0                  | 1            |
| Ford                | 25              | 0                  | 5            |
| Harrington          | 21              | 0                  | 0            |
| Kew                 | 26              | 0                  | 0            |
| Linacre             | 0               | 0                  | 0            |
| Litherland          | 0               | 0                  | 0            |
| Manor               | 0               | 0                  | 0            |
| Meols               | 0               | 0                  | 0            |
| Molyneux            | 6               | 0                  | 0            |
| Netheton and Orrell | 4               | 0                  | 3            |
| Norwood             | 35              | 0                  | 0            |
| Park                | 8               | 0                  | 0            |
| Ravenmeols          | 0               | 0                  | 0            |
| St Oswalds          | 53              | 0                  | 8            |
| Sudell              | 0               | 0                  | 0            |
| Victoria            | 15              | 0                  | 0            |
| <b>Sefton Total</b> | <b>353</b>      | <b>0</b>           | <b>17</b>    |

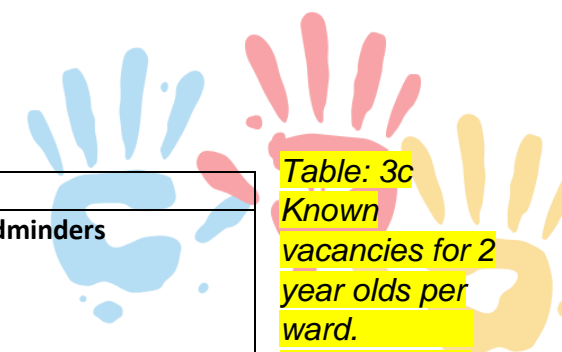
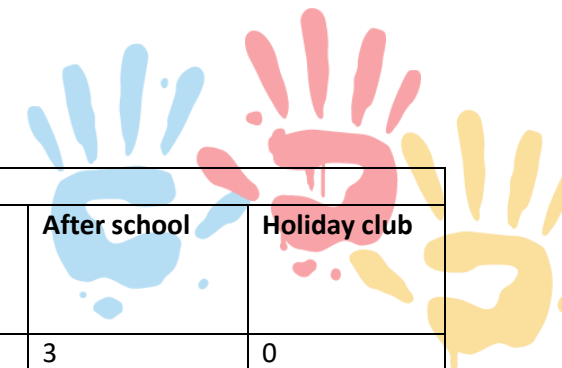



Table: 3c  
Known  
vacancies for 2  
year olds per  
ward.  
Source: 2023  
sufficiency  
questionnaire  
for settings

| 2 Year olds         |                 |                    |  |              |
|---------------------|-----------------|--------------------|--|--------------|
| Ward                | PVI<br>All year | PVI term time only | Nursery provision<br>(maintained/school) | Childminders |
| Ainsdale            | 28              | 0                  | 15                                       | 0            |
| Birkdale            | 11              | 0                  | 3  | 0            |
| Blundellsands       | 21              | 0                  | 0  | 0            |
| Cambridge           | No known spaces |                    |  |              |
| Church              | 65              | 0                  | 25                                       | 0            |
| Derby               | 159             | 0                  | 18                                       | 0            |
| Dukes               | 48              | 0                  | 0  | 1            |
| Ford                | 49              | 217                | 0  | 5            |
| Harrington          | 17              | 0                  | 0  | 0            |
| Kew                 | 44              | 0                  | 0  | 0            |
| Linacre             | 9               | 10                 | 80                                       | 0            |
| Litherland          | 0               | 0                  | 20                                       | 9            |
| Manor               | 0               | 14                 | 0  | 0            |
| Meols               | 0               | 0                  | 0  | 0            |
| Molyneux            | 4               | 0                  | 0  | 0            |
| Netheton and Orrell | 0               | 0                  | 0  | 3            |
| Norwood             | 37              | 0                  | 86                                       | 0            |
| Park                | 6               | 0                  | 0  | 0            |
| Ravenmeols          | 0               | 0                  | 1  | 2            |
| St Oswalds          | 58              | 5                  | 1  | 15           |
| Sudell              | 80              | 0                  | 0  | 0            |
| Victoria            | 48              | 0                  | 0  | 0            |
| <b>Sefton Total</b> | <b>684</b>      | <b>246</b>         | <b>249</b>                               | <b>35</b>    |



| 3- and 4-year-olds  |                 |                    |                                       |              |            |              |              |
|---------------------|-----------------|--------------------|---------------------------------------|--------------|------------|--------------|--------------|
| Ward                | PVI All year    | PVI term time only | Nursery provision (maintained/school) | Childminders | BF club    | After school | Holiday club |
| Ainsdale            | 69              | 0                  | 41                                    | 0            | 0          | 3            | 0            |
| Birkdale            | 7               | 12                 | 12                                    | 0            | 32         | 21           | 0            |
| Blundellsands       | 13              | 22                 | 0                                     | 0            | 55         | 22           | 0            |
| Cambridge           | No known spaces |                    |                                       |              |            |              |              |
| Church              | 133             | 0                  | 0                                     | 0            | 22         | 21           | 40           |
| Derby               | 164             | 0                  | 104                                   | 0            | 4          | 8            | 0            |
| Dukes               | 123             | 0                  | 0                                     | 0            | 0          | 0            | 0            |
| Ford                | 9               | 37                 | 125                                   | 5            | 21         | 21           | 0            |
| Harrington          | 101             | 0                  | 15                                    | 0            | 0          | 0            | 0            |
| Kew                 | 88              | 0                  | 60                                    | 0            | 20         | 21           | 17           |
| Linacre             | 11              | 0                  | 153                                   | 0            | 45         | 0            | 0            |
| Litherland          | 0               | 0                  | 101                                   | 0            | 20         | 0            | 0            |
| Manor               | 0               | 21                 | 38                                    | 0            | 141        | 86           | 0            |
| Meols               | 0               | 0                  | 99                                    | 0            | 16         | 220          | 23           |
| Molyneux            | 0               | 0                  | 0                                     | 0            | 0          | 0            | 0            |
| Netheton and Orrell | 1               | 0                  | 63                                    | 4            | 0          | 14           | 0            |
| Norwood             | 23              | 0                  | 145                                   | 0            | 0          | 2            | 0            |
| Park                | 48              | 0                  | 50                                    | 0            | 8          | 11           | 0            |
| Ravenmeols          | 0               | 0                  | 82                                    | 0            | 0          | 8            | 0            |
| St Oswalds          | 34              | 20                 | 84                                    | 14           | 10         | 15           | 8            |
| Sudell              | 120             | 0                  | 12                                    | 0            | 23         | 0            | 0            |
| Victoria            | 69              | 0                  | 0                                     | 0            | 21         | 9            | 0            |
| <b>Sefton Total</b> | <b>1013</b>     | <b>112</b>         | <b>1184</b>                           | <b>23</b>    | <b>438</b> | <b>482</b>   | <b>88</b>    |

Table 3d Known vacancies per ward for 3- and 4-year-olds per ward Source: 2023 sufficiency questionnaire for settings.



| Ward                | School aged children |             |              |              |
|---------------------|----------------------|-------------|--------------|--------------|
|                     | Childminders         | BF club     | After school | Holiday club |
| Ainsdale            | 0                    | 0           | 14           | 0            |
| Birkdale            | 0                    | 117         | 74           | 15           |
| Blundellsands       | 21                   | 153         | 81           | 0            |
| Cambridge           | No known Spaces      |             |              |              |
| Church              | 0                    | 22          | 34           | 125          |
| Derby               | 0                    | 171         | 158          | 0            |
| Dukes               | 7                    | 0           | 0            | 0            |
| Ford                | 10                   | 197         | 189          | 0            |
| Harrington          | 9                    | 0           | 0            | 0            |
| Kew                 | 0                    | 45          | 22           | 42           |
| Linacre             | 0                    | 150         | 0            | 0            |
| Litherland          | 4                    | 144         | 0            | 0            |
| Manor               | 0                    | 141         | 86           | 0            |
| Meols               | 0                    | 0           | 81           | 45           |
| Molyneux            | 0                    | 100         | 0            | 0            |
| Netheton and Orrell | 25                   | 0           | 50           | 0            |
| Norwood             | 0                    | 55          | 90           | 0            |
| Park                | 0                    | 10          | 24           | 0            |
| Ravenmeols          | 0                    | 20          | 8            | 0            |
| St Oswalds          | 0                    | 15          | 29           | 7            |
| Sudell              | 0                    | 58          | 130          | 0            |
| Victoria            | 0                    | 21          | 12           | 0            |
| <b>Sefton Total</b> | <b>76</b>            | <b>1419</b> | <b>1082</b>  | <b>234</b>   |

Table 3e: Known vacancies for school aged children per ward for out of school provision. Source: 2023 sufficiency questionnaires

## Giving Children the Best Start in Life



Table 4a: Known vacant Early Years places across Sefton per age group (combined provider type PVI, childminder, maintained provision)

Source: 2023 sufficiency questionnaires

| Age range              | Under 1's  | 1–2-Year-olds | 2-year-olds | 3 and year olds |
|------------------------|------------|---------------|-------------|-----------------|
| <b>Known vacancies</b> | <b>338</b> | <b>370</b>    | <b>1214</b> | <b>2332</b>     |

Table 4b: Known vacant Out of School places across Sefton per age group\*

Source: 2023 sufficiency questionnaires

### Known vacant out of school places per age group.

| Age range                                     | Early Years | School aged |
|---|-------------|-------------|
| <b>Known vacancies Breakfast provision</b>    | <b>438</b>  | <b>1419</b> |
| <b>Known vacancies After School provision</b> | <b>482</b>  | <b>1082</b> |
| <b>Known vacancies Holiday provision</b>      | <b>88</b>   | <b>234</b>  |

\*Our provider survey also indicated 79 known places for school aged children with childminders, we do not have the specific information about times that these vacancies cover and so they are not included in the table above.

- The data provided was correct to the best of our knowledge in June 2023
- Total number of full-time places available, a place may sometimes be shared by more than one child.

## Giving Children the Best Start in Life

- For private, voluntary, and independent nurseries and childminders the number of registered places represents the maximum number of children who can be on the premises at any given time. In practice many providers choose to operate below their number of registered places due to lack of demand or difficulties recruiting and retaining staff.
- Vacancy rates are a snapshot and often change. In some cases, providers may have a place that is only available for a particular age group or for a particular part time arrangement. In general vacancy rates are higher in the autumn when children move into school.
- We ask providers to report vacancies to us so that we can help promote them and help parents find a suitable place. We also ask for this information to help inform our sufficiency assessment. Most providers give us this information.
- Tracking of childcare for school age children is difficult because not all this type of provision is registered with Ofsted. It is possible to have under counted this provision. Parents may also use provision that is not considered childcare, for example sports or arts clubs after school or in the holidays.

## Demand for Childcare

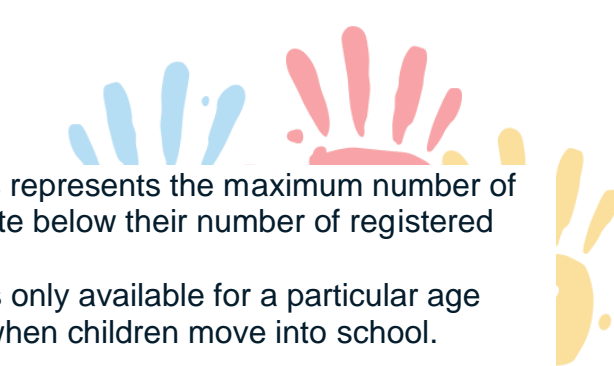
### Sefton Demographics:

#### Socio economic:

Sefton has a unique socio-economic geography. In its entirety it is in the most deprived fifth of English Local Authorities, with 27 of the 189 Sefton Lower Super Output Areas (LSOA) being in the top 5% nationally (17 of these being in South Sefton). Yet other parts of the Borough, particularly in the middle and North, are some of the least deprived areas, with seven LSOAs (six of which are in North Sefton) were in the least deprived 5% of areas nationally.

This means that different Sefton Wards are likely to have different childcare needs which will impact on supply and demand. For example, some wards will have a higher demand for 2-year funded places than others. For this reason, the sufficiency data we have collected has been split into wards.

#### Employment:



## Giving Children the Best Start in Life

72% of Sefton residents aged between 16 and 64 were in employment between July 2020 and June 2021 (65% were employees and 7% were self-employed). Similar to LCR - 72% but lower than the North West - 73% and England - 75%.



The unemployment rate of those aged between 16 and 64 who are economically active reported July 2020 and June 2021 in Sefton was 4%, which is lower than Liverpool City Region (LCR) the Northwest and England all at 5%.

This will have an impact on the demand for childcare for working parents, particularly with new funded entitlements being rolled out from April 2024.

Demand can be difficult to assess, although we can use population data and parental surveys to anticipate this, sometimes parents may choose childcare near to their place of work, or near a relative, rather than near to their home.

According to census information published in December 2022 there are approximately 13,514 children under the age of five living in Sefton. This is a small decrease from 13,789 from the previous year. These children may require early years childcare.

Assuming approximately 50% of two-year-olds require childcare and all three- and four-year-olds require childcare this would mean approximately 7022 early years

children need childcare.

## Changes to the population

Estimates imply that the Early Years (0-4 years) population is reducing in Sefton, with an overall reduction of 6% over the past decade (2011 to 2020), possibly due to reductions in birth rates. This trend is predicted to continue for at least the next 10 years. Sefton's crude birth rate (the number of live births per 1,000 mid-year total population estimate) in 2021 was 9.0 (this is a marginal increase from 2020 at 8.7) This remains below the national average in England of 10.5





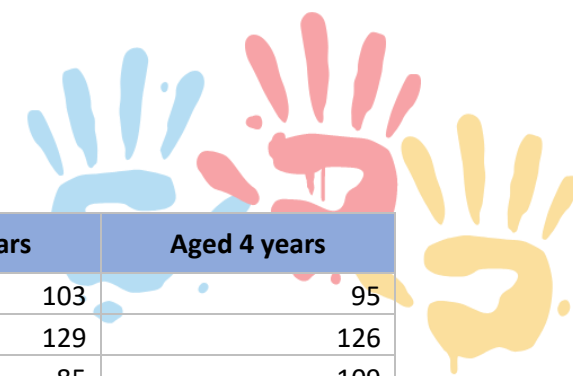
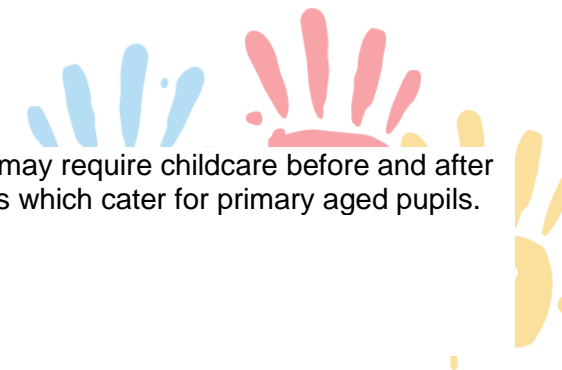


Table 5a: Children 0-4 living in Sefton by Ward and Sefton total. Source: Census data 2021

| Census 2021 - TS007 Age by Single Year | Aged under 1 year | Aged 1 year | Aged 2 years | Aged 3 years | Aged 4 years |
|--|-------------------|-------------|--------------|--------------|--------------|
| Ainsdale                               | 74                | 80          | 110          | 103          | 95           |
| Birkdale                               | 100               | 122         | 101          | 129          | 126          |
| Blundellsands                          | 78                | 85          | 101          | 85           | 109          |
| Cambridge                              | 84                | 90          | 76           | 82           | 105          |
| Church                                 | 104               | 106         | 108          | 127          | 120          |
| Derby                                  | 144               | 168         | 167          | 153          | 172          |
| Dukes                                  | 77                | 102         | 77           | 87           | 125          |
| Ford                                   | 104               | 178         | 125          | 147          | 146          |
| Harington                              | 64                | 70          | 92           | 69           | 82           |
| Kew                                    | 134               | 169         | 145          | 164          | 138          |
| Linacre                                | 220               | 170         | 189          | 192          | 197          |
| Litherland                             | 128               | 146         | 149          | 151          | 166          |
| Manor                                  | 113               | 113         | 100          | 107          | 124          |
| Meols                                  | 81                | 102         | 89           | 111          | 111          |
| Molyneux                               | 119               | 136         | 100          | 108          | 145          |
| Netherton & Orrell                     | 143               | 162         | 141          | 152          | 145          |
| Norwood                                | 129               | 152         | 176          | 200          | 170          |
| Park                                   | 90                | 92          | 89           | 100          | 107          |
| Ravenmeols                             | 103               | 73          | 111          | 89           | 106          |
| St Oswald                              | 98                | 127         | 122          | 134          | 125          |
| Sudell                                 | 117               | 133         | 146          | 121          | 128          |
| Victoria                               | 149               | 123         | 152          | 172          | 164          |
| <b>Sefton</b>                          | <b>2453</b>       | <b>2699</b> | <b>2666</b>  | <b>2783</b>  | <b>2906</b>  |

## Giving Children the Best Start in Life



According to census data 2021, It is estimated that there are 30355 children aged 5-14 living in Sefton. These children may require childcare before and after school, and/or during the school holidays. Most provision is available through school led afterschool and breakfast clubs which cater for primary aged pupils. Pupils who are aged 11 and older may access private provision or provision from a childminder.


**Table 5b: Children over 5 living in Sefton by Ward and Sefton total**

**Source: Census data 2021**

| Census 2021 - TS007 Age by Single Year | Aged 5 years | Aged 6 years | Aged 7 years | Aged 8 years | Aged 9 years | Aged 10 years | Aged 11 years | Aged 12 years | Aged 13 years | Aged 14 years |
|--|--------------|--------------|--------------|--------------|--------------|---------------|---------------|---------------|---------------|---------------|
| Ainsdale                               | 113          | 134          | 127          | 112          | 122          | 133           | 147           | 154           | 163           | 131           |
| Birkdale                               | 141          | 138          | 135          | 138          | 167          | 165           | 148           | 177           | 159           | 157           |
| Blundellsands                          | 106          | 97           | 110          | 121          | 90           | 111           | 101           | 123           | 113           | 116           |
| Cambridge                              | 78           | 85           | 99           | 93           | 100          | 82            | 75            | 88            | 91            | 88            |
| Church                                 | 116          | 123          | 118          | 116          | 122          | 118           | 105           | 129           | 119           | 117           |
| Derby                                  | 160          | 161          | 189          | 140          | 147          | 172           | 162           | 131           | 145           | 173           |
| Dukes                                  | 91           | 76           | 82           | 85           | 83           | 100           | 119           | 82            | 96            | 80            |
| Ford                                   | 197          | 176          | 155          | 193          | 162          | 150           | 135           | 148           | 151           | 148           |
| Harington                              | 86           | 104          | 98           | 101          | 138          | 133           | 136           | 137           | 142           | 144           |
| Kew                                    | 186          | 190          | 214          | 165          | 167          | 173           | 203           | 152           | 166           | 200           |
| Linacre                                | 156          | 169          | 191          | 138          | 152          | 165           | 147           | 171           | 135           | 183           |
| Litherland                             | 146          | 150          | 162          | 136          | 154          | 158           | 183           | 154           | 134           | 122           |
| Manor                                  | 126          | 122          | 123          | 126          | 132          | 132           | 154           | 134           | 140           | 108           |
| Meols                                  | 113          | 118          | 106          | 141          | 118          | 134           | 122           | 119           | 117           | 136           |
| Molyneux                               | 113          | 126          | 131          | 153          | 144          | 150           | 108           | 141           | 137           | 134           |
| Netherton & Orrell                     | 145          | 173          | 152          | 190          | 158          | 164           | 158           | 170           | 142           | 152           |
| Norwood                                | 191          | 217          | 181          | 217          | 220          | 199           | 205           | 204           | 209           | 169           |
| Park                                   | 120          | 101          | 130          | 120          | 130          | 123           | 111           | 124           | 125           | 95            |

## Giving Children the Best Start in Life

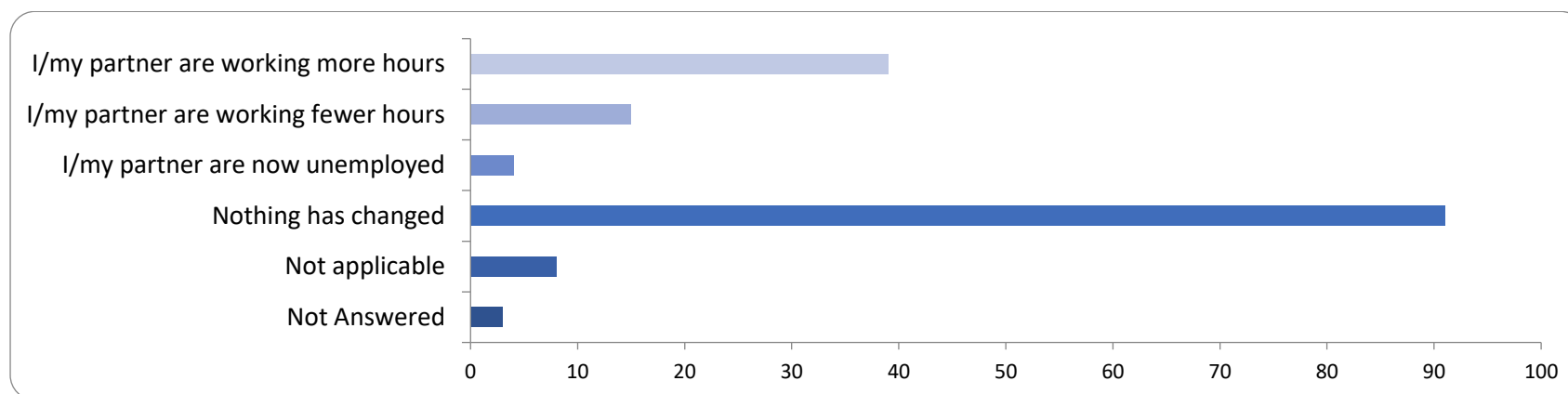
|               |             |             |             |             |             |             |             |             |             |             |
|---------------|-------------|-------------|-------------|-------------|-------------|-------------|-------------|-------------|-------------|-------------|
| Ravenmeols    | 118         | 128         | 116         | 124         | 101         | 150         | 149         | 142         | 134         | 143         |
| St Oswald     | 152         | 150         | 146         | 150         | 131         | 119         | 147         | 125         | 134         | 111         |
| Sudell        | 146         | 123         | 126         | 130         | 143         | 126         | 132         | 115         | 126         | 127         |
| Victoria      | 165         | 143         | 160         | 143         | 131         | 161         | 127         | 161         | 151         | 155         |
| <b>Sefton</b> | <b>2965</b> | <b>3004</b> | <b>3051</b> | <b>3032</b> | <b>3012</b> | <b>3118</b> | <b>3074</b> | <b>3081</b> | <b>3029</b> | <b>2989</b> |



## Parental views on accessing childcare

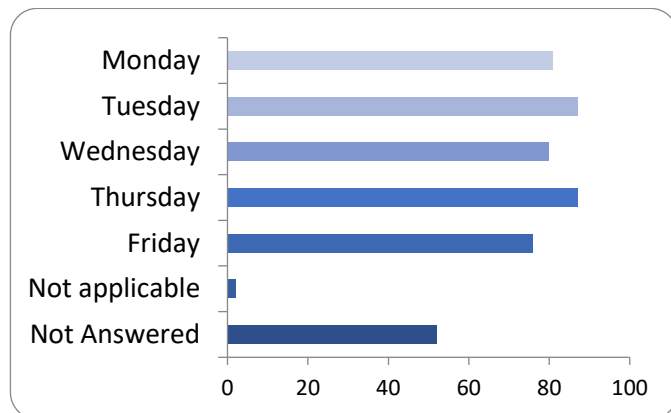
The results of the childcare survey for parents and carers identified that there had been no change to working patterns in the last year for 56.88% of respondents. 24.38% had seen an increase of working hours and a small number 9.38% of respondents reported working fewer hours. This suggests that the demand for childcare has grown slightly in the last year. This is likely to increase with the expansion of the childcare offers due to be implemented from April 2024.

**Graph 1: Changes to working arrangements for parents and carers. Source: Sefton Childcare and Early Years Survey for Parents and carers 2023**



## Demand for Early Years Childcare

## Giving Children the Best Start in Life



*Graph 2a: Days of the week Early Years childcare is needed.*

*Source: Source: Sefton Childcare and Early Years Survey for Parents and carers 2023*

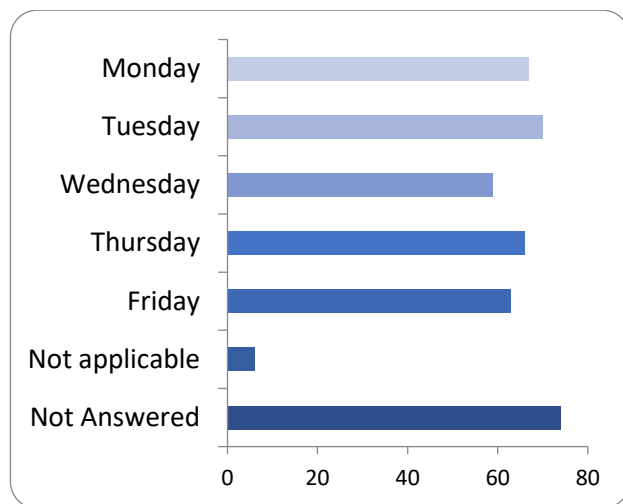
Respondents in the survey for parents and carers (March 2023) identified that demands for childcare for Early Years children was relatively consistent throughout the week with slightly less demand on Fridays and a slight increase on Tuesdays and Thursdays.

| Option   | Total | Percent |
|--|-------|---------|
| <b>Early mornings between 6.00am – 9.00am</b>          | 55    | 34.38%  |
| <b>Mornings, e.g. between 8.00am – 12.00 noon</b>      | 93    | 58.13%  |
| <b>Afternoons, e.g. between 12.00 noon and 17.00pm</b> | 92    | 57.50%  |
| <b>Early evenings, e.g. between 3.00pm – 18.00pm</b>   | 47    | 29.38%  |
| <b>Night times, e.g. between 18:00pm and 06.30am</b>   | 2     | 1.25%   |
| <b>Not Answered</b>                                    | 53    | 33.12%  |

*Table 6a: Times of day Early Years childcare is needed.*  
*Source: Source: Sefton Childcare and Early Years Survey for Parents and carers 2023*

Demand for most Early Years Childcare, according to the Parents and Carer survey is between 6am-6pm with an increase between 8am and 5pm.

Demand for places for School aged children



Graph: 2b Days of the week childcare is needed for school aged children.

Source: Source: Sefton Childcare and Early Years Survey for Parents and carers 2023

Respondents in the survey for parents and carers (March 2023) identified that demands for childcare for School aged children was relatively consistent throughout the week with slightly less demand on Wednesdays and Fridays and Tuesday being the day with most demand.

| Option          | Total | Percent |
|-----------------|-------|---------|
| Before School   | 55    | 34.38%  |
| After School    | 70    | 43.75%  |
| School Holidays | 53    | 33.12%  |
| Not Answered    | 78    | 48.75%  |




Table 6b: Time of the day childcare is needed for school aged children.

Source: Source: Sefton Childcare and Early Years Survey for Parents and carers 2023

The biggest demand for Out of school provision, according to the according to the parents and carers' survey is after school, however there is still a demand for breakfast club and holiday provision.




Table 6c: Changes in demand for childcare over the past 12 months, reported by providers.

Source: 2023 sufficiency survey for settings

| Type of setting                    |                                     | % reporting an Increase in demand | % reporting decrease in demand | % reporting no change. |
|------------------------------------|-------------------------------------|-----------------------------------|--------------------------------|------------------------|
| <b>PVI Early Years</b>             | <b>Under 1's</b>                    | 14.55                             | 20                             | 32.73                  |
|                                    | <b>1-year olds</b>                  | 18.18                             | 18.18                          | 30.91                  |
|                                    | <b>2-year-old funded</b>            | 18.18                             | 29.09                          | 49.09                  |
|                                    | <b>2-year-old private</b>           | 18.18                             | 25.45                          | 50.91                  |
|                                    | <b>3- and 4-year-olds universal</b> | 21.82                             | 23.64                          | 49.09                  |
|                                    | <b>3- and 4-year-olds 30hours</b>   | 32.73                             | 21.82                          | 41.82                  |
| <b>Maintained nursery settings</b> | <b>2-year-old funded</b>            | 8.89                              | 6.67                           | 20                     |
|                                    | <b>2-year-old private</b>           | 8.89                              | 2.22                           | 13.33                  |
|                                    | <b>3- and 4-year-olds universal</b> | 22.22                             | 22.22                          | 51.11                  |
|                                    | <b>3- and 4-year-olds 30hours</b>   | 33.33                             | 13.33                          | 44.44                  |
| <b>Childminder</b>                 | <b>Under 1's</b>                    | 15.62                             | 12.5                           | 62.5                   |
|                                    | <b>1-year olds</b>                  | 18.75                             | 9.38                           | 68.75                  |
|                                    | <b>2-year-old</b>                   | 18.75                             | 6.25                           | 71.88                  |

## Giving Children the Best Start in Life



|                       |                           |        |        |        |
|-----------------------|---------------------------|--------|--------|--------|
|                       | <b>3- and 4-year-olds</b> | 9.38%  | 6.25%  | 78.12  |
|                       | <b>5-8 year olds</b>      | 0      | 6.25   | 71.88  |
|                       | <b>Over 8 year olds</b>   | 3.12   | 9.38   | 59.38  |
| <b>Breakfast club</b> | <b>Early Years</b>        | 18.60  | 13.95  | 25.58  |
|                       | <b>5-11-year-olds</b>     | 25.58  | 18.60% | 32.56% |
| <b>After school</b>   | <b>Early Years</b>        | 9.30%  | 18.60% | 23.26% |
|                       | <b>5-11-year-olds</b>     | 11.63% | 25.58% | 25.58% |
| <b>Holiday club</b>   | <b>Early Years</b>        | 6.98%  | 4.65%  | 0%     |
|                       | <b>5-11 year olds</b>     | 4.65%  | 4.65%  | 0%     |

## Parent Feedback (Supply)



**Table 7a: Early years provision is in the right location.**

Source: Sefton Childcare and Early Years Survey for Parents and carers 2023

Early Years provision is in the right locations:

| Option            | Total | Percent |
|-------------------|-------|---------|
| Strongly Agree    | 32    | 20.00%  |
| Agree             | 77    | 48.12%  |
| Disagree          | 9     | 5.62%   |
| Strongly Disagree | 1     | 0.62%   |
| Don't Know        | 15    | 9.38%   |
| Not Answered      | 26    | 16.25%  |

**Table 7b: Out of school provision is in the right location.**

Source: Sefton Childcare and Early Years Survey for Parents and carers 2023

Out of School Provision is in the right locations:

| Option            | Total | Percent |
|-------------------|-------|---------|
| Strongly Agree    | 21    | 13.12%  |
| Agree             | 56    | 35.00%  |
| Disagree          | 10    | 6.25%   |
| Strongly Disagree | 5     | 3.12%   |
| Don't Know        | 23    | 14.37%  |
| Not Answered      | 45    | 28.12%  |

Parents were asked how they choose their childcare, There was a strong preference to choose childcare providers that have been recommended by others or by internet search.

**Table 8: How do you find information about childcare?**

Source: Sefton Childcare and Early Years Survey for Parents and carers 2023





| Type                       | Total responses |
|----------------------------|-----------------|
| Recommendation             | 105             |
| Family Information Service | 3               |
| Family Well-being Centre   | 7               |
| School                     | 56              |
| Internet Search            | 94              |
| Local Advertising          | 17              |
| Other                      | 14              |

## Children with SEND

Children with special educational needs and disabilities (SEND) are entitled to support with childcare up to the age of 18 (age 14 for children who do not have a special need or disability).

The Early Years Service within Education Excellence are available to support settings that require advice with supporting children with SEND or emerging needs. Some children in Early Years will have an Education Health Care (EHC) plan, however many are at an early stage of assessment and having their needs identified. At this stage their needs are supported by their Early Years setting, with support from the Early Years SEND team and sometimes specialist services as appropriate. In some cases, children may be eligible for high needs funding.

The number of children per age group with an Education, Health and Care (EHC) plan in Sefton is:

**Table 9: Number of children with an EHCP in Sefton in May 2023**

## Giving Children the Best Start in Life

Source: Data provided by Sefton SEND Team.

| Age 0 – 4 | Age 5 - 10 | Age 11 - 15 | Age 16 - 19 | Age 20+ | Total |
|-----------|------------|-------------|-------------|---------|-------|
| 92        | 711        | 989         | 651         | 330     | 2773  |



74.55% PVI settings have seen an increase in demand for children with SEND. The following barriers to Inclusion for these providers were identified by providers under this category:

Graph 3a: Identified barriers to Inclusion in PVI settings.

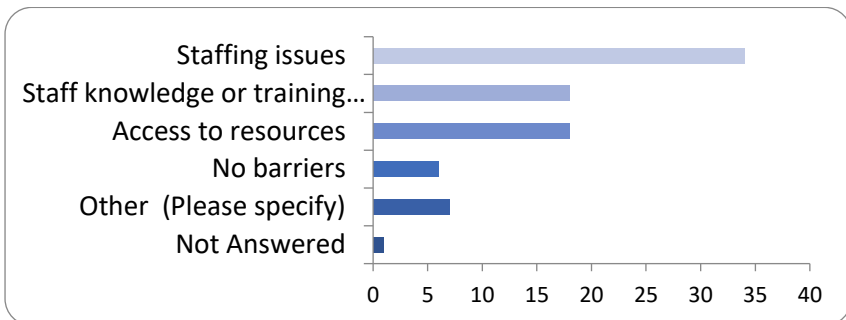
Source: PVI sufficiency survey 2023



88.89% Maintained Early Years settings have seen an increase in demand for children who have additional needs. The following barriers to Inclusion for these providers were identified by providers under this category:

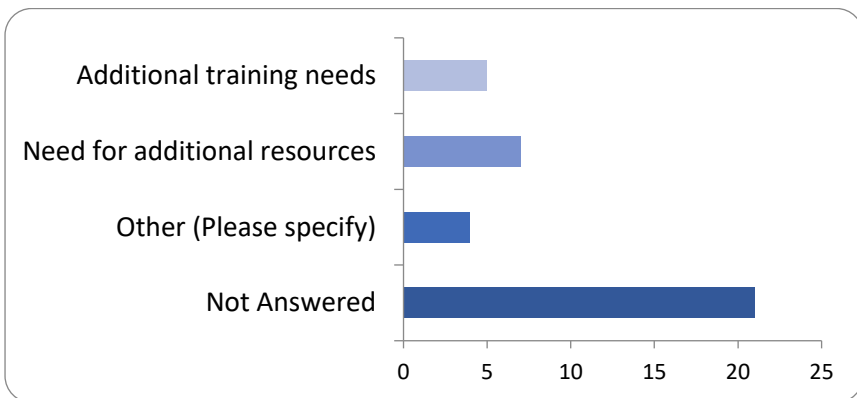
Graph 3b: Identified barriers to Inclusion in maintained settings. Source: sufficiency survey for maintained settings 2023

## Giving Children the Best Start in Life



12.5% Childminders have seen an increase in demand for children with SEND. The following barriers to Inclusion for these providers were identified by providers under this category:

**Graph 3c: Identified barriers to Inclusion for childminders. Source: Childminder survey 2023**



34.88% Out of school provisions have seen an increase in demand for places for children with SEND. The following barriers to Inclusion for these providers were identified by providers under this category:

**Graph 3d: Identified barriers to Inclusion in Out of school provision. Source: PVI sufficiency survey 2023**


## Giving Children the Best Start in Life




33 participants to the Parent and Carer questionnaire responded that they had a child with SEND or currently being assessed. Of these responses 27.2% said that childcare was fairly or very difficult to afford for Early Years children. 45.45% parents and carers who have children with SEND noted that out of school provision was difficult to afford.

15.15% responded to say that Early year's childcare was fairly or very difficult to access for their child with SEND.

For school aged children with SEND 12.12% found Breakfast club difficult to access, 18% found After school club difficult to access and 27.27% responded that holiday provision is difficult to access.





### Summary of Early Years provision to support children and young people with Special Educational Needs and/or Disabilities (SEND)

In addition to the Early Years Foundation Stage (EYFS) statutory requirements and the Equality Act 2010, all publicly funded Early Years providers in the maintained, private, voluntary and independent sectors, are required to have regard to the SEND Code of Practice: 0-25. The Code of Practice states that Early Years settings should adopt a graduated approach to identifying and meeting the needs of all children and young people. At each stage of assessment and planning, settings should engage with parents and carers, making reasonable adjustments, wherever is practicable, to support the needs of the child.

Sefton Borough Council is committed to ensuring that disabled children and those with special educational needs have access to a wide range of high-quality childcare. To support providers to meet the needs of children and young people, Sefton Borough Council provides:

- Access to Special Education Needs Coordinator (SENCo) training opportunities.
- SEN inclusion funding to enable children to access Early Years settings.
- The Sefton Local Offer which provides information on services and provision available to families, young people and children with special educational needs and/or disabilities.

The local authority will continue to work with Early Years providers and families with children with additional needs/disabilities to improve their accessibility to childcare and early education. This includes:

- Highlighting the targeted early interventions for children that do not have an EHC Plan.
- Ensuring Early Years staff can confidently manage children's behaviour and other needs by making available advice, guidance and resources.
- Ensuring Early Years information and advice for parents of children with additional needs/disabilities is readily available.

### Disability Access Fund


The Equality Act 2010 requires local authorities and settings not to discriminate, harass or victimise disabled children, which may include an expectation to make reasonable adjustments to accommodate children's needs. Local authorities must comply with the provisions of the Act in finding suitable provision for eligible disabled children

## Giving Children the Best Start in Life

Providers who offer 3 & 4 year old children free early years education can apply to claim Disability Access Funding (**DAF**) to support disabled children to access the free entitlement. A lump sum payment of £829 per year is available to providers who have eligible children in receipt of child Disability Living Allowance who are claiming free early years education.

### Early Years Pupil Premium

Early Years Pupil Premium (EYPP) is additional funding for Early Years settings to improve the education they provide for disadvantaged three- and four-year-olds. Children are eligible for EYPP if they meet certain (largely) economic criteria including children from workless and low-income families.





## Potential Risks To Sufficiency in Sefton:

### Financial Sustainability

Anecdotally and using free text in the sufficiency questionnaires providers have expressed concerns that the funded hourly rate is insufficient and there is uncertainty within the sector regarding the funding that will be allocated with the increase of entitlements for children from 9 months and out of school provision. Funding is decided by the Department for Education. The Department for Education has implemented increases in funding from the financial year 2020/21. Sefton Council retains a minimal amount of the Early Years Block of the DSG to ensure that maximum funds are passed to providers.

**Table 10: Providers assessment of financial sustainability. Source: 2023 sufficiency surveys for providers.**

| Type of Provider:                          | Very Good | Good   | OK     | Concerning | Critical |
|--|-----------|--------|--------|------------|----------|
| Private, Voluntary Independent Early Years | 1.82%     | 12.73% | 38.18% | 27.27%     | 7.27%    |
| Maintained/School Nursery                  | 2.22%     | 13.33% | 31.11% | 28.89%     | 13.33%   |
| Out of school Provision                    | 0%        | 13.95% | 37.21% | 25.58%     | 13.95%   |
| Childminders                               | 0%        | 12.50% | 53.12% | 28.12%     | 0%       |

The impact of the concerns over financial sustainability could have consequences for the childcare market.

14.55% of PVI settings and 11.11% maintained nurseries indicated that they are likely to reduce the spaces available to children.

12.73% of PVI's cited closure as a potential consequence.

2.2% of maintained cited close as a potential consequence.

## Giving Children the Best Start in Life

20.93% % out of school provision cited closure as a potential consequence, these were all private providers.

In contrast:

20% of PVI's cited that they will look to expand provision for paid places.

20% of maintained nurseries cited that they would look to expand provision.

13.95%% Out of school provisions indicated that they would look to expand.



Free text comments box as part of the provider surveys identified concerns that current funding is not enough to cover costs, respondents linked this with the challenge of recruiting staff as they are unable to offer a competitive salary.

Unless funded hours get a rate based on the actual costs to the setting, we will not be able to carry on. Continuous increase to minimum wage and pensions, and only a few pence increase to the funding rate are not sustainable to any nursery.

Current funding does not cover costs.

The main problem is sustainability both financially and being able to recruit staff of the standard we require.

The current challenge is the funding being far too low and losing money when offering these places.



## Giving Children the Best Start in Life

### Recruitment and retention of staff

The sufficiency questionnaire for providers identified:

63.64% % of PVI settings have vacancies. 52.73% have had vacancies for more than 4 weeks and 49.09% say that this impacts on the number of spaces they are able to provide for children.

15.56% maintained nurseries report staff vacancies, 8.89% have been open for more than 4 weeks and just 8.89% state that this impacts on spaces they can provide.

32.56%% of private Out of school provisions have current vacancies, 27.91% have had vacancies for more than 4 weeks and 25.58% say that this impacts on places for children.

Anecdotally through ongoing engagement with the sector recruitment and retention is one of the biggest concerns, particularly from PVI settings. This is also reflected in free text responses to the provider surveys which include:

With staff leaving the sector to work in an office or in a supermarket, keeping to the ratios and 1:1 arrangement that may be needed is putting incredible pressure on the remaining staff team.

The funding amounts provided by the government do not allow private settings to offer the wages that practitioners truly deserve, therefore recruitment and retention of great staff is becoming harder by the day.

Recruitment is one of the most challenging aspects of the job. Due to us being so busy we require more staff.

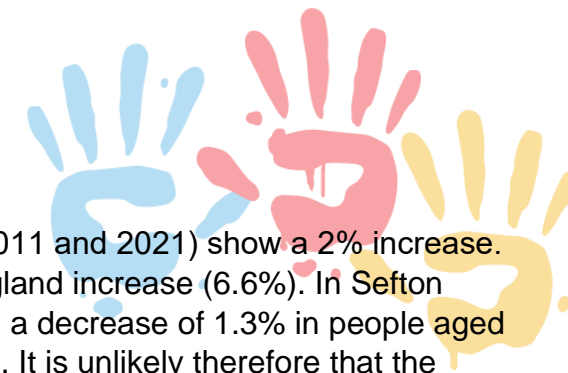
Agency is used constantly as recruitment is so difficult at the present time.

Recruitment for nursery is always challenging, with not many applicants coming through with an actual Early Years qualification. Staff also use because of the responsibility, expectation, and challenges on minimum wage.

Recruitment & on-going staff matters such as maternities cause us problems also recruitment from other sectors in my experience such as banking, supply agencies etc

Due to the lack of recruitment, and qualified staff we have had to severely cap our numbers which has put financial strain on our business and employees this is frustrating as we have an extremely long waiting lists, however not willing to sacrifice the level of care offered so we have been continuing cap our numbers until it improves.





## Local Development

In terms of Sefton's overall population change latest figures (between 2011 and 2021) show a 2% increase. This is lower than the Northwest increase (5.2%) and lower than the England increase (6.6%). In Sefton there has been an increase of 13.5% in people aged 65 years and over, a decrease of 1.3% in people aged 15 to 64 years, and a decrease of 0.3% in children aged under 15 years. It is unlikely therefore that the slight increase in population as a single factor will impact on demand for childcare.

Sefton Mover's Survey Results First Edition September 2022 identified:

The Sefton Local Plan identified a need for over 11,500 new homes to 2030. Many of these were planned on large housing allocations. The Local Plan was adopted in April 2017 and many of these housing allocations have been built or are under construction. The newly built houses are now providing homes for families in Sefton.

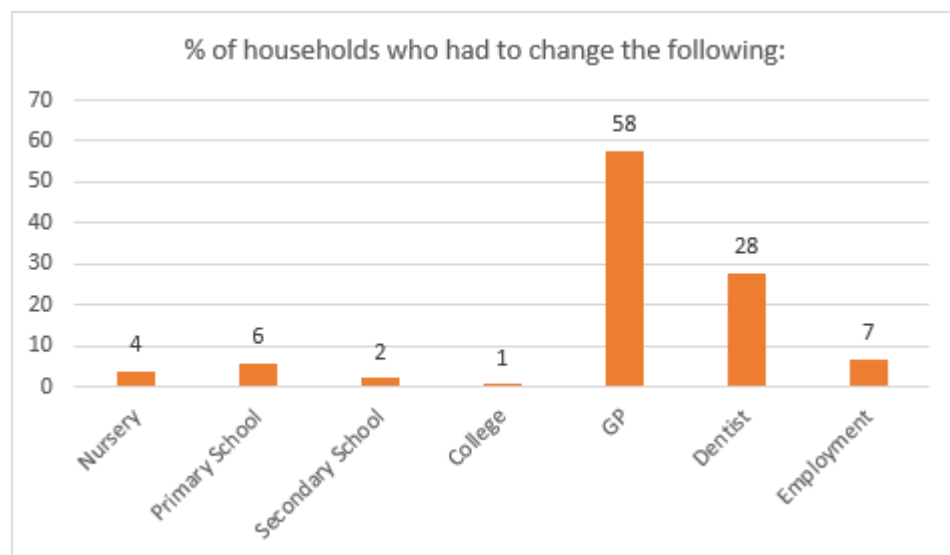
In response to the 'mover's survey' 111 of the 194 respondents (57%) said that they moved into their new home from within Sefton, whilst 83 (43%) moved from outside the borough.

The number of households that had someone having to switch a place of education was very small for all type of establishments, just 4% of those who completed the survey had changed nursery. This may suggest that those moving house tend to within their own locality rather than increasing the population in the local area. It may also reflect that the majority of those moving to new homes in Sefton are of an age that do not have young children in the household.





Graph 4: Households that had moved house and changed Education and Health services. Source: Sefton Movers survey



Sefton's Strategic Housing Land Availability Assessment (SHLAA November 2022) identifies large sites for housing development, notably sites in Maghull and Southport. Early Years provision, particularly with the introduction of new entitlements from 9 months may need to be considered alongside large developments.

### Identified Gaps

There are limited choices available for atypical hours of childcare (outside 8am to 6pm on weekdays and weekends). The Early Years funding team provide broker service to support to parents who might encounter difficulty in finding a suitable place.

There is limited provision through out of school clubs for children of secondary school age who have SEND.

## Giving Children the Best Start in Life

There are limited places available in childminder settings across Sefton.

There are concerns re sufficiency for the following age groups, in the following wards:



**Provision for babies:** Cambridge, Birkdale, Linacre, Litherland, Manor, Meols, Netherton and Orrell, Ravenmeols, Sudell

**Provision for 1 year olds:** Birkdale, Cambridge, Ravenmeols, Netherton and Orrell, Linacre, Litherland, Manor, Meols, Sudell


**Provision for 2 year olds:** Birkdale, Cambridge, Harrington, Litherland, Manor, Meols, Molyneux, Netherton and Orrell, Park, Ravenmeols

**Provision for 3- and 4-Year-olds:** Birkdale, Cambridge, Molyneux

**Breakfast club:** Ainsdale, Cambridge, Dukes, Harrington, Meols, Netherton and Orrell,.

**After school club:** Cambridge, Dukes, Harrington, Linacre, Litherland, Molyneux.

**Holiday clubs:** Ainsdale, Blundellsands, Church, Derby, Dukes, Ford, Harrington, Linacre, Litherland, Manor, Molyneux, Netherton and Orrell, Norwood, Park, Ravenmeols, Sudell, Victoria.



## Funded Early Education

Some children are entitled to free childcare funded by the Government. These entitlements are for 38 weeks per year.

All children aged 3 and 4 are entitled to 15 hours per week (570 hours) until they start reception class in school.

Children aged 3 and 4 where both parents are working, or from lone parent families where that parent is working, are entitled to 30 hours per week for 38 weeks (1140 hours) until they start reception class in school.

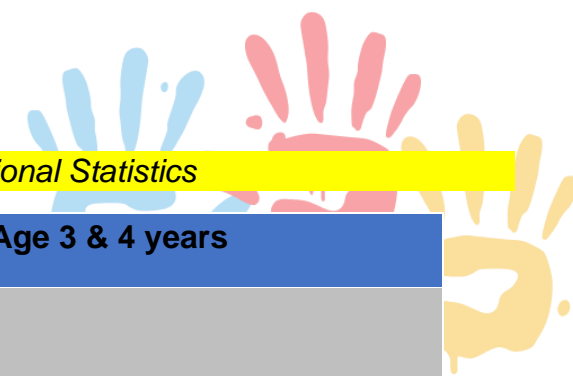
Children aged 2 whose families receive certain benefits (including low-income families in receipt of in-work benefits), or those who will meet additional non-economic criteria are entitled to 15 hours per week for 38 weeks.

Parents do not have to use all the hours of their funded entitlement. They may choose to split their hours between two providers. With the agreement of the provider parents may also spread hours across the year, for example rather than taking 15 hours for 38 weeks a year they could take 11 hours for 52 weeks a year instead (570 hours maximum).

### Take up of funded early education.

The take up of children attending Early Education in Sefton is slightly higher than the overall England figures. The proportion of children benefiting from Early Education compared to the population taking up their funded place (for at least some of the available hours) in Sefton is:





**Table 11: Take up of funded childcare in Sefton and England 2022. Source Sefton Early Years Data and National Statistics**

| Age          | Age 2 years | Age 3 & 4 years |
|--------------|-------------|-----------------|
| Sefton 2022  | 90.79%      | 95.38%          |
| England 2022 | 72%         | 92%             |

## Quality of Childcare

All childcare providers must register with and be inspected by Ofsted, who will give them an overall grade for the quality of their provision. Childminders and private and voluntary providers are included on the Early Years register and schools and standalone maintained nursery schools are included on the schools register. The grades for both registers are equivalent. Schools with nurseries have an overall inspection grade for the whole school.

Schools and Early Years providers have four possible Ofsted grades:

- Outstanding
- Requires improvement.
- Good
- Inadequate

## Giving Children the Best Start in Life

Some providers are awaiting their first full inspection. These have been excluded from the percentage calculation.

**Table 11 Ofsted ratings for Sefton childcare provision. Source: Ofsted and Sefton Early Years data.**

| Type of provision  | Total number of Providers | Percentage Good or Outstanding |
|--|---------------------------|--------------------------------|
| Childminders registered with Ofsted                                      | 60                        | 100%                           |
| Childminders registered with an agency                                   | 12                        | 25%*                           |
| Maintained and school nursery  | 49                        | 93%                            |
| Private, voluntary, and independent nurseries, including term time only. | 64                        | 100%                           |
| Out of School Clubs registered with Ofsted                               | 20                        | 94.7%**                        |
| Out of school provisions registered with school                          | 49                        | 93.9%                          |

\*In October 2022 Rutland childminder agency was judged by Ofsted to be ineffective, this means that all childminders registered with them receive the same judgement, but they are not visited by Ofsted individually. In response each of these childminders received Quality Improvement visits, there were no concerns raised by these visits and these childminders were able to continue to provide funded places.

\*\*Ofsted registered Out of school provision receive a judgement of met or not met. There are Out of school provisions that have not yet been inspected, they have not been included when calculating the percentage of provisions that have 'met' standards.



## Giving Children the Best Start in Life

Out of school provision run by a school share their inspection grading with the school.

### Early Years Quality Protocol process:

In addition to the inspection judgement the local Authority have a support package in place for settings. All settings are eligible for Quality Improvement visits which may result in a universal, targeted, or intense level of support. Where safeguarding concerns are identified the Local Authority Quality Team are duty bound to report to Ofsted and to follow Local Authority Safeguarding procedures.

The Early Years Team provide a programme of training events and projects to raise quality as well as individual casework for children with SEND and support for settings to develop inclusive practice and environments.

### Parent's views on the quality of childcare

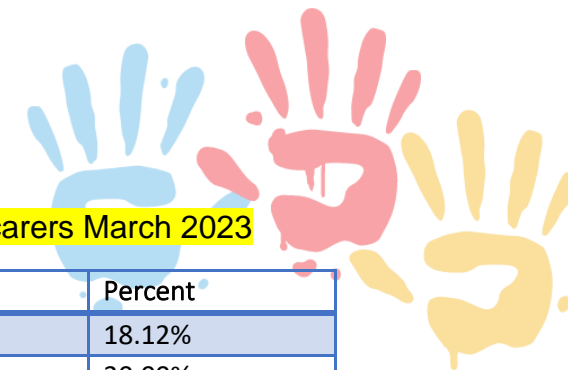
Parents and carers were asked to how happy they were with the quality of the childcare they received with 68.13% agreeing that they were happy compared to 4.47% who were not.

Table 12a: I am happy with the quality of Early Years Childcare. Source: Childcare survey for Parents and carers March 2023

| Option            | Total | Percent |
|-------------------|-------|---------|
| Strongly Agree    | 54    | 33.75%  |
| Agree             | 55    | 34.38%  |
| Disagree          | 6     | 3.75%   |
| Strongly Disagree | 1     | 0.62%   |
| Don't Know        | 14    | 8.75%   |
| Not Answered      | 30    | 18.75%  |







12b Table: I am happy with the quality of Out of school Childcare: Source: Childcare survey for Parents and carers March 2023

| Option            | Total | Percent |
|-------------------|-------|---------|
| Strongly Agree    | 29    | 18.12%  |
| Agree             | 48    | 30.00%  |
| Disagree          | 5     | 3.12%   |
| Strongly Disagree | 0     | 0.00%   |
| Don't Know        | 29    | 18.12%  |
| Not Answered      | 49    | 30.63%  |






## To ensure that there are Sufficient Childcare Places

| We want...  | Why...  | How...  |
|---|---|---|
| <p>To ensure that there are sufficient easily accessible childcare places available across Sefton</p> | <ul style="list-style-type: none"> <li>To help children develop social and everyday skills and benefit from early education</li> <li>To enable parents to take up employment opportunities</li> </ul> | <ul style="list-style-type: none"> <li>Obtain termly vacancy data from providers and monitor fluctuations and any problem areas.</li> <li>Assist parents having difficulty finding suitable provision through telephone support and the FIS directory website.</li> <li>Yearly detailed Childcare survey for parents and carers and compulsory provider survey.</li> <li>Detailed WARD specific sufficiency assessments to be completed for the Wards with specific sufficiency concerns.</li> <li>Work with partners to obtain local birth data to aid future sufficiency planning.</li> </ul> |
| <p>To maintain and develop our relationships with our Early Years and other Childcare Providers</p>   | <p>So that we can support and maintain a professional and well-trained Early Years and Childcare workforce</p>  | <ul style="list-style-type: none"> <li>Support visits in accordance with Sefton’s protocol processes to providers to ensure that funding is being used and allocated appropriately.</li> <li>Communication with providers through:                             <ul style="list-style-type: none"> <li>Newsletters</li> <li>Weekly round up</li> <li>Forums</li> </ul> </li> </ul>   |
| <p>To facilitate providers’ access to marketing and business planning advice and training.</p>        | <p>To promote expansion in identified areas and secure sufficient childcare across the borough.</p>   | <ul style="list-style-type: none"> <li>By identifying providers in need of support in this area and linking them with available advice and training.</li> <li>Through partnership with Sefton and LCR Economic Regeneration development including:</li> </ul>   |




|   |  |   |
|---|--|---|
|   |  | <ul style="list-style-type: none"> <li>○ Invest Sefton</li> <li>○ Sefton in Work</li> <li>○ Sefton and Liverpool Chamber of Commerce</li> </ul> <ul style="list-style-type: none"> <li>• Develop communication for providers regarding processes for expansion.</li> </ul>  |
| Support the Sector with Recruitment and Retention challenges.   | So that we have a highly trained and professional workforce to allow settings to operate at full capacity. | <ul style="list-style-type: none"> <li>• Partnerships made with high schools, to raise the profile of Early Years careers through career events.</li> <li>• Partnership with training providers and college to develop shared expectations from students and providers during placements and during early careers. To identify gaps and work with training providers to address these.</li> <li>• Partnership with Family Well-being services, promoting Early years careers through volunteer's programmes.</li> <li>• Partnership with Sefton in Work and the community learning.</li> <li>• A marketing strategy and campaign supported by Sefton Council Communications Team.</li> <li>• An Early Years conference aimed at potential employees and trainees to raise the profile of the sector.</li> </ul> |
| To ensure the sector can meet an increase in demand following the increases to funding entitlements in Early Years. |  | <ul style="list-style-type: none"> <li>• A project delivery strategy to address the increase of demand due to the increase of funding entitlements for 2-year-olds and babies over 9 months.</li> <li>• Work with schools on options to expand their out of school offer, including signposting to existing private providers.</li> <li>• A review of the support offered to new and prospective childminders.</li> </ul>   |



## To ensure that Childcare provided is good quality

| We want...  | Why...   | How...  |
|---|--|---|
| To ensure that the views of parents and carers are considered and that there is a mechanism in place to provided ongoing feedback | So that childcare provides positive outcomes and impacts on the lives of children and their families | <p>Undertaking an annual parental survey and share the results with the local provider market so that potential problem areas can be identified, and areas of good practice shared.</p> <p>Develop a parent forum to represent parents to meet termly to ensure their needs are consulted on initiatives and developments.</p>  |
| To ensure that there is access for children with additional needs in all settings   | So that parents have local access to fully inclusive childcare where practical to do so              | <ul style="list-style-type: none"> <li>• Ensure that providers are aware of the support available through the SEND Inclusion Fund and the Disability Access Fund.</li> <li>• The Early Years SEND Team will continue to provide support and guidance to providers through individual case work, training, and support for providers.</li> <li>• Development of Early years graduated approach document, coproduced with providers, families, and specialist teams with clear expectations from settings in regards their support for children with SEND.</li> <li>• Clear funding procedures to support children in settings, the impact of this support to be evaluated as per funding agreement.</li> </ul> |
| To ensure high quality settings across the sector.  | So that children can have their holistic needs met and make good progress.                           | <ul style="list-style-type: none"> <li>• Robust protocol process to identify settings in need of universal, targeted, and intense support.</li> <li>• High quality programme of training delivered creatively to meet the needs of the Sector.</li> <li>• Evidence based projects delivered to meet the needs of the changing needs of young children.</li> </ul>   |



## To ensure that Childcare funding is accurate and timely

| We want...   | Why...   | How...   |
|--|--|--|
| <ul style="list-style-type: none"> <li>To ensure that funding is accurate and timely</li> <li>To ensure as reasonably possible that the local childcare market is financially secure and viable</li> </ul> | <ul style="list-style-type: none"> <li>So that there is a sufficient range of Early Years providers offering a range of choices to parents</li> <li>So that we have accurate business data and intelligence to inform our future plans</li> <li>To meet our statutory obligations</li> </ul> | <ul style="list-style-type: none"> <li>Reviewing our internal processes and systems to ensure we make the best use of technology.</li> <li>To continue to monitor our central expenditure and achieve savings where possible.</li> <li>To continue to work with the Early Years Provider Strategic Group to ensure that there is a collaborative and partnership approach</li> </ul> |
| <ul style="list-style-type: none"> <li>To ensure that there is adequate information to providers about the range of grant funding, supplements and support available</li> </ul>                            | <ul style="list-style-type: none"> <li>So that providers can make the best and most appropriate use of funding to ensure sustainability and provide a quality service</li> </ul>   | <ul style="list-style-type: none"> <li>Improving the quality of advice and information available to providers online</li> <li>Providing easily accessible policies and documentation</li> <li>To develop a strategic plan for the roll out of extended childcare offers for children from 9 months once further information is publicised from central government.</li> </ul>        |



## To ensure that parents are accessing childcare

| We want...   | Why...  | How...  |
|--|---|---|
| To ensure that parents take up their entitlement to free childcare | So that childcare provides positive outcomes and impact on the lives of children and their families | <ul style="list-style-type: none"> <li>• Notifying parents of two-year-old children of their potential eligibility to free childcare</li> <li>• Update of marketing materials to reflect the expansion of Early Years childcare entitlements.</li> <li>• Provide support to help parents find a suitable childcare place including children with SEND.</li> <li>• Provide publicity and marketing of childcare to parents by attending events and providing printed information at key locations, libraries, GP surgeries etc</li> <li>• Continuing to promote the FYS directory website and the Sefton Local Offer online directories</li> </ul> |







## Methodology

We have used the following data to compile this assessment:

- Number of children based on Nomis Labour Market datasets.
- Children with EHC plans based on SEND Local Authority Tables
- Supply of childcare: based on data provided by Ofsted, who regulate early years provision in schools and childcare provision. This has been supplemented with local knowledge.
- Vacancy rates: Based on provider surveys undertaken during April and May 2023
- Funded early education: data on take up of funded early education entitlements is based on the Early Years and Schools Censuses, which are taken every January and published by the Department of Education in the statistical collection.
- Data on entitlement to a funded early education place for 2-year-olds is provided by the Department for Work and Pensions.
- Price of Childcare: Based on information collected from provider surveys undertaken during April and May 2023
- Quality of childcare: data on childcare quality is provided by Ofsted Data
- Sefton's Strategic Housing Land Availability Assessment (SHLAA November 2022) and Movers survey 2022

This assessment was published in June 2023

### Further Information

Kim Evans-Early Years Partnership and Project Coordinator

Email: [kimberley.evans@sefton.gov.uk](mailto:kimberley.evans@sefton.gov.uk)