


# Sefton Strategic Needs Assessment 2014/15 Executive Summary



Paul Horwood - Sefton Business Intelligence & Performance Team

# SSNA Summary Headlines

## Employment



54% aged 16+ years are in employment. However, long term unemployment is higher than the national average

## Child Poverty



One in five children live in low income households, rising to one in two in some parts of the borough

## Life Expectancy



Life Expectancy continues to increase for both men and women in Sefton but remains below the national average

## Life Expectancy - Inequalities



In the most deprived areas of the Borough life expectancy is 12.2yrs lower for men and 10.4yrs lower for women than in the least deprived areas

## Morbidity



Rates of liver disease and alcohol related hospital stays for children and adults are much higher in Sefton than the rest of England

## Mortality



Heart disease rates in Sefton have been falling and are now below the England average, but deaths from preventable cancer are slightly higher than the rest of England

## Children & Young People



Smoking at time of delivery and breastfeeding rates are both worse than the national average

## Children & Young People



Just over half of children achieve expected level of development by the end of reception year, which is below the England average. GCSE attainment is also below average

## Adults



Rates of STI, people killed or seriously injured on the roads and TB infection rates are all better than the national average

## Older People



Sefton has an increasing older population with health related quality of life for adults over 65 years below the national average

## Crime



Overall crime in Sefton continues to fall. However violence offences have increased with hospital admissions for violence above the national average

## Lifestyle

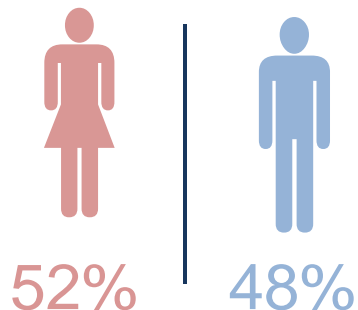


There are 597 smoking related deaths in Sefton per year, more than the England average. Excess weight in both children and adults is also higher than average



# People & Place

## Gender



## Young People



## Older People



## Ethnicity



## Live Births



The number of live births have fallen by 2.3% over 2 years

## Deaths



The number of deaths have risen by 1% over 2 years

## Population Change



Total population has fallen by 2.6% since 2002

## Population Projection



Estimated that the total population will increase by 2.2% by 2037

## Housing



3 in 10 households living in rented accommodation

## Access to Vehicles



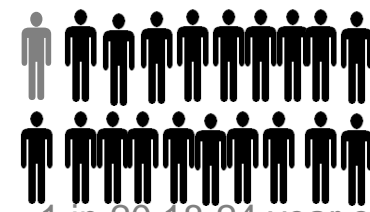
Almost three quarters of Sefton residents have access to a vehicle

## Benefits Claimants



1 in 6 working age adults is in receipt of benefits

## Benefits Claimants



1 in 20 18-24 year olds claiming Job Seekers Allowance

# People & Place

## Deprivation



1 in 6 residents living in most deprived 10% of areas

## Employment



54% aged 16+ years are in employment

## Earnings



Average weekly wage is 14% below national average

## Green Space



150 public parks & 61 play areas. 2.5% of Sefton is local nature reserve and 2.7%



Community Woodland

## Crime

Overall crime in 2013/14 reduced by 12% compared to 2012/13. However, violence offences increased by more than 5%



## Victims of Crime

1 in 18 residents is a victim of crime. In Linacre this rises to 1 in 7



## Anti Social Behaviour

Overall year on year reduction in calls for service to police of 4%



## ASB – Rowdy Inconsiderate Behaviour

Rowdy behaviour calls accounts for 60% of all ASB



## Environmental Issues

Year on year increase in reports of dog fouling of 20%



## Environmental Issues

Reports of graffiti & grot spots fell by 22%



# Children & Young People

## Gender (0-19 Years)



49%



51%

## Population Change & Projection (0-19 Years)



Down by 12.3% since 2002



Down a further 2% by 2021

## Lone Parent Families



One in three are lone parent families

## Teenage Conceptions



There were 141 teenage conceptions in 2012 – The lowest number on record

## Live Births




Live births have fallen by 2.3% over 2 years

## Child Poverty

**20%**

One in five children live in low income families

## Educational Attainment



3 in 4 primary school children achieve level 4 in reading, writing & mathematics

## Educational Attainment



Since 2005 the number of pupils achieving 5 A\*-C GCSE's increased from 42.7% to 60.9%

## Free School Meals



16% of Sefton school children are eligible for free school meals

## NEET's

**1**

In

**20**

16-18 year olds not in education, employment or training

## Alcohol



1 in 5 14-17 year olds state they drink at least once a week – down from 1 in 3 in 2011

## Smoking



13% 14-17 year olds claim to smoke. 72% of these started before the age of 13

# Children & Young People

## Immunisation




96% of children reaching their first birthday had completed primary immunisation

## Unintentional Injuries/Accidents



Year on year 32% fall in hospital admissions for injuries / accidents in 2012 compared to 2011

## Obesity



By year 6 1 in 3 children are overweight or obese

## Dental Health




273 0-19 year olds admitted to hospital for tooth extraction in 2012/13

## Children & Families Court Advisory Support Service (CAFCASS)

↑ **42%**

11.9 Cafcass care applications per 10,000 in 2014 compared to 8.4 in 2013

## Special Educational Need (SEN)



Around one in six Sefton pupils have SEN

## Youth Justice System



Since 2005 there has been a 53% reduction in the rate of first time entrants

## Hospital Day Cases



Tooth Extractions account for 1 in 6 hospital day cases

## Non Elective Hospital Admissions



The total cost of non elective admissions in 2013/14 was £5.2m

## Child Sexual Exploitation



60 CSE referrals between October 14 and January 15 60% of which previously known to social care

## Referrals to Social Care

**1 : 4**

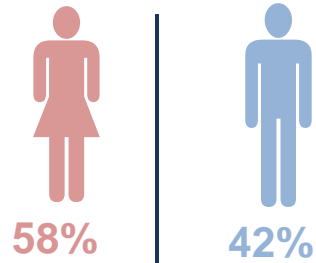
24% of social care referrals are re referrals within 12 months

## Looked After Children

In 2013 there were 78 per 10,000 Sefton children who are looked after, a 5 year (2008-2013) increase of 44%

# Older People

## Gender (Over 65)



## Population Change & Projection



## Fuel Poverty



More than 2,500 over 60's living in fuel poverty

## Pension Credits



One in four over 65 year olds in receipt of pension credits

## Living Alone

# 31%


More than 18,000 Over 65 Single Occupant Households

## Day Care

# £193

**(Average Unit Cost)**  
45% higher than the average for Metropolitan Authorities

## Residential Care



By 2030 two in three care home residents will be over 85

## Joint Replacement



23% increase in hip replacements & 13% increase in knee replacements between 2007/08 and 2011/12

# Older People

## Elective Hospital Admissions




15% of elective admissions were for joint replacements

## Non Elective Hospital Admissions



In 2013/14 non elective admissions cost £35.5m

## Depression



Two out of three over 65's with depression are female

## Dementia



49% predicted increase in people living with dementia between 2015 and 2030

## Chronic Obstructive Pulmonary Disease



Sefton COPD mortality amongst over 65's 225 per 100,000 compared to 202 nationally

## Diabetes

# 57%

People with diabetes in Sefton are over 65 years of age

## Adult Safeguarding

# 480

Safeguarding referrals for over 65's, 69% of which were females

## Reablement




91% of over 65's receiving services at home 90+ days after hospital discharge



# Energy & Environment

## Air Quality



Sefton has 5 air quality management areas to ensure compliance with national standards

## Food Hygiene



In 2013/14 Sefton issued 95 notices to improve standards to food businesses and initiated three prosecutions

## Climate Change



Sefton has already achieved half of the 2020 target to reduce CO2 emissions by 20%

## Transport



Sefton is part of the Local Plan for Merseyside to ensure good quality transport networks across the region

## Waste Management



Sefton Currently recycles 38% of household waste with a commitment to achieve 50% by 2020

## Winter Weather



In Sefton there are less excess winter deaths than the average for England. The figure for Sefton is currently at the lowest level since 2000.

## Housing



16% of Sefton dwellings fail the decent homes standard compared to 22% nationally

## Coast & Greenspaces



Sefton's coastline is 22 miles long and there are 150 parks and playing fields

## Environmental Anti Social Behaviour



In 2013/14 there was a 1% increase on the previous year in environmental ASB calls

# Lifestyles

## Smoking Prevalence



One in five adults in Sefton are smokers

## Smoking in Pregnancy



14.7% of Sefton mothers are smokers at time of delivery

## Smoking & Young People

**1 : 10**

14-17 year olds claim to be smokers

## Sexually Transmitted Infections

**1,389**

Recorded STI's across Sefton

## Chlamydia

**15 to 24**


The age group most likely to contract Chlamydia. 69% of cases in 2013 diagnosed amongst this age group

## HIV Testing

**86%**

Uptake rate of men who have sex with men (MSM) across Sefton, compared to 95% nationally

## Childhood Obesity




By year 6 1 in 3 children are overweight or obese

## Children's Physical Activity



1,341,637 visits by children and young people to Active Sefton leisure centres and programmes over the past 12 months.

## Adult Obesity



More than half of adults in Sefton are overweight, obese or very obese

## Physical Activity



Only 22% of adult achieve 30 minutes physical activity 5 times per week

## Diet

**42%**

Of Sefton adults eat recommended 5 portions of fruit and veg per day


## Alcohol – Binge Drinking



1 in 5 Sefton residents admit to binge drinking

# Lifestyles

## Hospital Admissions (Alcohol)



Amongst the 10% of English L.A.'s with the highest rates of alcohol specific hospital admissions

## Alcohol Related Crime

# £6.3m

Cost of alcohol related crime in Sefton to the community, business and services

## Hospital Admissions (Drugs)



560 patients admitted to hospital with drug related conditions

## Alcohol Related Domestic Violence




696 recorded alcohol related domestic crimes in 2013/14. 85% of which were violent crimes

## Alcohol Treatment

# 50%


Of adults in treatment aged between 40 and 55

## Drug Treatment (Gender)



Three out of four people in treatment are male

## Drug Treatment



# 6%

100 less people entering treatment in 2013/14 than in 2009/10

## Successful Drug Treatments



# 29%

Reduction in successful completions between 2012/13 and 2013/14

## Drug Related Crime



32% reduction in drug related crime since 2009/10

# Long Term Conditions

## Day to Day Activities

① in ④

Sefton residents are limited by their long term conditions

## Benefits

**12 per 1,000**

Sefton residents in receipt of Incapacity / Severe Disablement Allowance, which is above the national average

## Disability Living Allowance

**48%**

Almost half of all DLA claimants are over the age of 60

## Chronic Obstructive Pulmonary Disease



Two out of every three people with COPD resides in South Sefton

## Chronic Liver Disease



More than 11,000 Sefton residents are registered as having chronic liver disease

## Diabetes

**13,171**

Estimated number of Sefton residents to have diabetes

## Diabetes

 **14%**

Predicted increase in people with diabetes by 2030

## Visual Impairment



Two thirds of Sefton residents with visual impairments are over 75 years

## Asthma

**1 : 16**

More than 6% of Sefton residents have asthma

## Hypertension



One in six Sefton residents have high blood pressure

## Hearing impairment



More than 33,000 adults in Sefton have some form of hearing impairment

## Palliative Care

**63%**

Of residents in receipt of palliative care reside in the north of the Borough

# Health Inequalities

## Male Life Expectancy

 **77.5yrs**

Life expectancy in Sefton 1.4yrs below national average, and varies by ward from 69.9 (Linacre) to 81.8 (Ainsdale/Birkdale)

## Female Life Expectancy

 **82.4yrs**

Life expectancy in Sefton just 0.4yrs below national average, however, varies by ward from 76.5 (Linacre) to 87.7 (Ainsdale)

## Mortality



4 wards in Sefton amongst 10% of highest mortality ratios in England. 5 in highest 10% for premature mortality (under 75 years)

## Low Birth Weight Babies (Under 2,500g)



7 Sefton wards amongst 20% of English wards with highest level of low birth weight babies and 3 amongst 20% with lowest levels

## Teenage Conception



Most deprived wards across the Borough more likely to have high levels of teenage pregnancy

## Poverty

**17%**

Proportion of people living in means tested households, compared to 14.7% nationally

## Weekly Wage



Females in full time employment earn on average 20% less than full time employed males

## General Health

**19,986**

7.3% of Sefton residents classify themselves as in bad / very bad health, compared to 5.5% across England

## Emergency Hospital Admission



Sefton is amongst the 15% of English local authorities with the highest standardised admissions ratio


## Crime



Residents of the most deprived areas are far more likely to be victims of crime. 1 in 7 in Linacre compared to 1 in 59 in Meols

# Mental Health

## Prevalence



Around 1 in 5 females and 1 in 8 males are thought to have some form of mental illness

## Prevalence Projection



Expected reduction in people living with mental illness by 2030

## Benefits

**6,860**

Claiming benefit as a result of mental illness

## Early Intervention

**97%**

Of patients on care programme approach receive a follow up within 7 days of discharge

## Depression



South Sefton CCG amongst top 10% of CCG's for people with depression

## Anti Depressant Prescribing

**£1.7m**

Cost of anti depressant prescribing in Sefton in 2013/14

## Self Harm

**15-24  
Years Old**

Most common age range for self harming

## Suicide



Three in four suicides are male

## Dementia

**49%**

Predicted increase in people with dementia by 2030

## Local Authority Support

**1,179**

Residents in receipt of care packages for a mental health issue

## Schizophrenia

**47%**

Increase in emergency hospital admissions since 2008


## Cost of Mental Health Services

**£20m+**

Total spend across health, social care and public health

# Cancers

## New Cases




Rate of new cases of cancer in Sefton significantly higher than the national rate

## Living With Cancer



Cancers that predominantly affect women (breast and gynaecological) have the highest rate

## Cancer Screening



Three out of four women attend their breast and cervical screening appointments

## Early Diagnosis



More people in Sefton are diagnosed early compared to nationally. This is the case for both Sefton CCG's

## Referrals

# >90%

More than 90% of Sefton urgent referrals for cancer are seen within 2 weeks

## 1 Year Survival Rates



Less than one in three lung cancer patients are alive one year after diagnosis

## 5 Year Survival Rates

# >85%

More than 85% of breast and urology patients are alive five year after diagnosis

## Mortality Rates



Mortality rates from cancer in South Sefton CCG are 19% higher than in Southport & Formby CCG

## Mortality Rates

# 1 : 4

A quarter of all cancer deaths are from lung cancer

## Place of Death



One in three cancer deaths in Sefton occur in the home

## Cancer Spend

# £34.35m

Total spend on cancers across Sefton in 2012/13

